# 2023

2024 3 30

002285

| | |
|---|---|
| | 91440300618867554R |
| | 2009 8 28 -2009 10 26<br><br>1<br>2009 10 27 |
| | 2020 8 28 |

| | |
|---|---|
| | |
| | 8 A 8 |
| | |

□ ☑

□ ☑

□ ☑

| | 2023 | 2022 | | 2021 |
|---|---|---|---|---|
| | 3,373,302,763.66 | 3,979,430,159.12 | -15.23% | 6,082,507,921.06 |
| | -295,616,588.62 | -345,328,730.93 | 14.40% | -1,129,022,859.33 |
| | -294,607,240.77 | -510,601,710.39 | 42.30% | -1,381,201,479.40 |
| | 448,495,878.79 | 629,764,766.78 | -28.78% | 1,051,069,515.57 |
| / | -0.15 | -0.17 | 11.76% | -0.57 |
| / | -0.15 | -0.17 | 11.76% | -0.57 |
| | -9.57% | -9.78% | 0.21% | -26.12% |
| | 2023 | 2022 | | 2021 |
| | 5,388,640,687.70 | 6,792,041,908.55 | -20.66% | 8,960,035,275.14 |
| | 3,041,174,495.71 | 3,360,013,940.60 | -9.49% | 3,703,083,304.58 |

| | | | | |
|---|---|---|---|---|
| | -98,391,119.53 | -15,000,000.00 | -85,000,000.00 | |
| | 50,283,199.14 | 55,618,807.90 | 9,535,731.67 | 2,516.28<br>2,478.01 |
| | | | 1,645,111.22 | |
| | -14,206,116.85 | -9,277,195.40 | -26,388,936.49 | |
| | 428,003.70 | 62,119,103.20 | 237,624,693.01 | |
| | -11,247,084.73 | 6,668,351.25 | -19,444,894.53 | |
| | -14,288,491.28 | 7,239,564.34 | 10,650,871.85 | |
| | -1,009,347.85 | 165,272,979.46 | 252,178,620.07 | -- |

☑ □

1

| | | | | |
|---|---|---|---|---|
| | 0.00 | 51.00% | | 1,763,402.51 |
| | 2,040,326.00 | 75.50% | | -2,529.39 |
| | | | | 1,760,873.12 |

3

1 ——

□ ☑

1 ——

2023

2023 “ ”

“ ”

99831 17.0% 72433

17.2%

2023

2023 66.16%

48%

38.62 2020

16 20%

30% 20 17 40

2023

TOP10 59% 11 5 11-20 19%

78% 2022 6

2023 66%

14% 20%

TOP10 20

“ ”

“ ” “ ”

2023 2023-2024

2026 4.3

1993 A

“ ”

“ ”

2020

2021

“ ” “

+ ”

2023

“

” “ ” “ ”

“ ”

**1.**

“ ”

+

“ ”

+

“ ” “ ”

2.

“ ” “ ”


物业管理（PM）
公共秩序管理
大堂礼宾服务
公共环境管理
资产服务
公共资源经营
写字楼及综合体
产业园
高端公寓
城市公建
市政运营
综合设施管理(IFM)
工作环境管理
设施设备运维
高端会务服务
业务连续性保障
空间规划管理
泛行政员工服务
高科技互联网企业总部和职场
金融企业
高端制造业
政企服务

“ + ”

“ ”

/

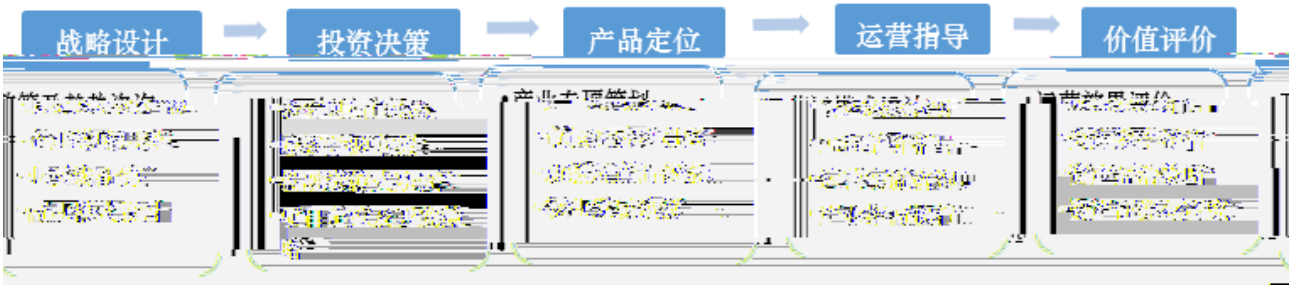
战略设计
投资决策
产品定位
运营指导
价值评价

2023

2023 “

”

**(3)**

“ ”

2023 200

+ “ ” 2023 12 31 “ + ”

83 1,310 10 27

“ PM ”

“ ”

**(4)**

2023

1.28

61.10%

**2.**

2023 “ + ”

114,355.60

13.64%

**1**

2023

1 65

2

17%

3

4

941 143

12

83,473.51 3.45%

**2**

2023

2023

+ . “ ”

“ + ” “ + ”

“ + ”

4.0

“ ” 2022

ISO 9001 ISO27001 2023 “

”

10,291 “ ”

74,095

22,314.66 37.19%

**3**

“ + ” 2023 75.19%

28.75% 2023

“ ”

8,567.43 17.95%

“

” “

”

2010

| | 2023 | | 2022 | | 2021 | |
|---|---|---|---|---|---|---|
| | | | | | | |
| | 218,969.07 | 65.69% | 262,945.68 | 66.51% | 451,767.69 | 75.24% |
| | -16.72% | | -41.80% | | -6.81% | |
| | 114,355.60 | 34.31% | 132,423.95 | 33.49% | 148,635.20 | 24.76% |
| | -13.64% | | -10.91% | | -17.17% | |
| | 333,324.67 | 100.00% | 395,369.63 | 100.00% | 600,402.89 | 100.00% |

+

,

**1**

+

**1**

| | 2023 | 2022 | 2021 |
|---|---|---|---|
| | 1,261.69 | 1,620.41 | 3,134.79 |
| | -22.14% | -48.31% | -18.43% |
| $m^2$ | 819.34 | 1,533.78 | 2,959.65 |
| | -46.58% | -48.18% | -13.63% |
| | 89,521.22 | 121,953.74 | 240,141.50 |
| | -26.59% | -49.22% | -19.81% |
| | 0.71% | 0.75% | 0.77% |

= /

“ ”

89,521.22 26.59%

0.04

| | | | | | | |
|---|---|---|---|---|---|---|
| | 56,055.98 | 16.82% | 62,480.39 | 15.80% | 90,015.73 | 14.99% |
| | -10.28% | | -30.59% | | -12.57% | |
| | 29,942.13 | 8.98% | 42,957.48 | 10.87% | 73,114.42 | 12.18% |
| | -30.30% | | -41.25% | | -15.94% | |
| | 27,208.22 | 8.16% | 35,626.95 | 9.01% | 60,634.97 | 10.10% |
| | -23.63% | | -41.24% | | -10.77% | |
| | 333,324.67 | 100.00% | 395,369.63 | 100.00% | 600,402.89 | 100.00% |

9.57%

25.00% 30.30%

10.28%

23.63%

**2**

**1**

| | 2023 | | 2022 | | |
|---|---|---|---|---|---|
| | | | | | |
| | 3,373,302,763.66 | 100% | 3,979,430,159.12 | 100% | -15.23% |
| | | | | | |
| | 2,244,543,780.70 | 66.54% | 2,652,970,960.27 | 66.67% | -15.40% |
| | 1,128,758,982.96 | 33.46% | 1,326,459,198.85 | 33.33% | -14.90% |
| | | | | | |
| | 895,212,196.85 | 26.54% | 1,219,537,423.66 | 30.65% | -26.59% |
| + | 1,263,657,292.56 | 37.46% | 1,329,013,542.07 | 33.40% | -4.92% |
| | 834,735,078.63 | 24.75% | 864,529,789.48 | 21.72% | -3.45% |
| | 223,146,631.62 | 6.62% | 355,289,737.45 | 8.93% | -37.19% |
| | 85,674,291.29 | 2.54% | 104,419,994.54 | 2.62% | -17.95% |
| | 30,821,210.41 | 0.91% | 80,905,825.30 | 2.03% | -61.90% |
| | 40,056,062.30 | 1.19% | 25,733,846.62 | 0.65% | 55.66% |
| | | | | | |
| | 1,758,735,601.69 | 52.14% | 1,924,855,870.17 | 48.37% | -8.63% |
| | 479,244,754.69 | 14.21% | 639,006,278.83 | 16.06% | -25.00% |
| | 562,661,188.42 | 16.68% | 626,909,783.47 | 15.75% | -10.25% |
| | 299,368,001.39 | 8.87% | 429,642,460.96 | 10.80% | -30.32% |
| | 273,293,217.47 | 8.10% | 359,015,765.69 | 9.02% | -23.88% |

**2** **10%**

☑ □

| | | | | | | |
|---|---|---|---|---|---|---|
| | | | | | | |
| | 2,244,543,780.70 | 1,982,717,612.30 | 11.67% | -15.40% | -13.26% | -2.17% |
| | 1,088,702,920.66 | 1,051,114,120.69 | 3.45% | -16.30% | -18.37% | 2.44% |
| | | | | | | |
| | 895,212,196.85 | 710,705,214.15 | 20.61% | -26.59% | -24.44% | -2.26% |
| + | 1,263,657,292.56 | 1,194,296,248.07 | 5.49% | -4.92% | -4.53% | -0.38% |
| | 834,735,078.63 | 766,756,937.09 | 8.14% | -3.45% | -4.68% | 1.19% |
| | 223,146,631.62 | 268,120,135.96 | -20.15% | -37.19% | -41.42% | 8.68% |
| | | | | | | |
| | 1,722,054,419.14 | 1,535,768,915.80 | 10.82% | -9.57% | -9.97% | 0.40% |
| | 479,129,037.54 | 486,377,276.98 | -1.51% | -25.00% | -15.58% | -11.32% |
| | 560,559,755.94 | 522,284,354.57 | 6.83% | -10.28% | -14.26% | 4.32% |
| | 299,421,330.83 | 267,120,454.37 | 10.79% | -30.30% | -32.99% | 3.58% |
| | 272,082,157.91 | 222,280,731.27 | 18.30% | -23.63% | -21.67% | -2.05% |

1

□ ☑

**3**

□ ☑

**4**

□ ☑

**5**

| | | 2023 | | 2022 | | |
|---|---|---|---|---|---|---|
| | | | | | | |
| | | 659,091,268.10 | 33.24% | 786,119,695.97 | 34.39% | -16.16% |
| | | 1,049,111,987.47 | 52.91% | 1,067,454,750.30 | 46.70% | -1.72% |
| | | 328,326,669.56 | 30.10% | 346,039,617.05 | 26.34% | -5.12% |
| | | 288,714,851.97 | 26.47% | 313,554,725.38 | 23.87% | -7.92% |
| | | 79,144,195.05 | 7.26% | 148,704,934.91 | 11.32% | -46.78% |

1

| | 2023 | | 2022 | | 2021 | |
|---|---|---|---|---|---|---|
| | | | | | | |
| | 337,330.28 | 100.00% | 397,943.02 | 100.00% | 608,250.79 | 100.00% |
| | -15.23% | | -34.58% | | -9.52% | |
| | 307,336.85 | 91.11% | 359,951.01 | 90.45% | 516,596.73 | 84.93% |
| | -14.62% | | -30.32% | | -12.75% | |
| | 98,741.79 | 29.27% | 113,215.93 | 28.45% | 183,866.04 | 30.23% |
| | -12.78% | | -38.42% | | -10.82% | |
| | 32.13% | | 31.45% | | 35.59% | |
| | 104,911.20 | 31.10% | 106,745.48 | 26.82% | 142,318.08 | 23.40% |
| | -1.72% | | -25.00% | | 44.90% | |
| | 34.14% | | 29.66% | | 27.55% | |

52,614.16 14.62% 1

26.59% 22,989.87 2

63.18% 2.10% 14,402.62

3 69.14%

6,160.39 4 +

4.92% 5,673.20

2

| | 2023 | | 2022 | | 2021 | |
|---|---|---|---|---|---|---|
| | | | | | | |

| | | | | | | | | | |
|---|---|---|---|---|---|---|---|---|---|
| | 239.57% | | 2.75% | -102.10% | | -24.05% | 1.73% | | 0.98% |
| | 29,993.41 | 100.00% | 8.89% | 37,992.00 | 100.00% | 9.55% | 91,654.06 | 100.00% | 15.07% |

: = -

1 18,450.70 33.85% 2.26
26.59%
24.44%

2 + 6,936.10 11.06% 0.38
+ 4.92%

3 1,458.42 73.67% 21.14
61.90%

4 6,797.81 13.07% 1.19

5 795.81 22.61% 0.56
17.95%

6 4,497.35 5,744.23

**6**

☑ □

16
2
20
“ ” “ ”

**7**

□ ☑

**8**

| | |
|---|---|
| | 625,326,743.07 |
| | 18.54% |
| | 3.09% |

5

-31,554.44 44,849.59

1 29,834.94

2 29,301.53 3

25,134.01

□ ☑

**1**

| | 2023 | | 2023 | | | |
|---|---|---|---|---|---|---|
| | | | | | | |
| | 1,614,216,440.04 | 29.96% | 2,200,844,977.88 | 32.40% | -2.44% | |
| | 811,283,522.40 | 15.06% | 1,192,903,404.34 | 17.56% | -2.50% | |
| | 123,550,071.45 | 2.29% | 84,751,168.15 | 1.25% | 1.04% | |
| | 18,651,649.73 | 0.35% | 14,317,526.98 | 0.21% | 0.14% | |
| | 530,308,489.42 | 9.84% | 566,759,391.79 | 8.34% | 1.50% | |

**2**

□ ☑

**3**

□ ☑

**4**

**1**

□ ☑

**2**

□ ☑

**5**

□ ☑

**1**

□ ☑

**2**

□ ☑

☑ □

10%

| | | | | | | | | |
|---|---|---|---|---|---|---|---|---|
| | | | 10,000,000.00 | 844,618,931.28 | -235,016,685.08 | 1,271,580,406.70 | -35,896,318.26 | -32,798,912.35 |
| | | | 900,000,000.00 | 652,585,152.69 | 642,856,295.18 | 37,784,431.61 | 30,231,651.45 | 27,908,206.38 |
| | | | 10,000,000.00 | 315,376,343.22 | 161,658,357.21 | 597,473,542.77 | 39,897,281.90 | 38,948,641.31 |

| | | |
|---|---|---|
| ( “ ”) | | 100% 45.32 |
| ( “ ”) | | 100% 2725.43 |
| ( “ ”) | | 60% |
| ( “ ”) | | 41% |
| ( “ ”) | | 35.7% |
| ( “ ”) | | 100% |
| ( “ ”) | | 100% 1.12 |
| ( “ ”) | | 100% |

“ ” “ 2111 ”
“ 2 ” “ ” “ ” “ 1 ” “
” “ ”
“ ”
“ ”
“ + ”
“ ”
“ ”

**2024**

2024 “ ”
“ ” “ ” “ ”

2024

1.

SOP

**+**

V

☑ □

| | | | | | | |
|---|---|---|---|---|---|---|
| 2023 04 12 | | | | , | | |

“ ”

“ ”

□ ☑

**7**

www.cninfo.com.cn

□ ☑

**1**

**2**

**3**

**4**

**5**

1

| | | | | | |
|---|---|---|---|---|---|
| 2022 | | 52.67% | 2023 04 21 | 2023 04 22 | 2022 2023-021 |
| 2023 | | 22.02% | 2023 08 15 | 2023 08 16 | 2023 2023-029 |
| 2023 | | 52.59% | 2023 09 28 | 2023 09 29 | 2023 2023-040 |
| 2023 | | 52.51% | 2023 12 25 | 2023 12 26 | 2023 2023-051 |

2

□ ☑

1

| | | | | | | | | | | | | |
|---|---|---|---|---|---|---|---|---|---|---|---|---|
| | | 57 | | | 2020 09 18 | 2025 12 28 | 0.00 | 0.00 | 0.00 | 0.00 | 0.00 | |
| | | 60 | | | 2007 08 21 | 2025 12 28 | 18,299,610 | 0.00 | 0.00 | 0.00 | 18,299,610 | |
| | | 54 | | | 2010 09 15 | 2025 12 28 | 1,752,942 | 0.00 | 0.00 | 0.00 | 1,752,942 | |
| | | 54 | | | 2013 09 12 | 2025 12 28 | 1,752,942 | 0.00 | 0.00 | 0.00 | 1,752,942 | |
| | | 73 | | | 2016 09 08 | 2025 12 28 | 0.00 | 0.00 | 0.00 | 0.00 | 0.00 | |
| | | 36 | | | 2022 12 29 | 2025 12 28 | 0.00 | 0.00 | 0.00 | 0.00 | 0.00 | |
| | | 50 | | | 2022 12 29 | 2025 12 28 | 0.00 | 0.00 | 0.00 | 0.00 | 0.00 | |

| | | | | | | | | | | | | |
|---|---|---|---|---|---|---|---|---|---|---|---|---|
| | | 50 | | | 2023 04 21 | 2025 12 28 | 0.00 | 0.00 | 0.00 | 0.00 | 0.00 | |
| | | 50 | | | 2020 09 18 | 2025 12 28 | 0.00 | 0.00 | 0.00 | 0.00 | 0.00 | |
| | | 54 | | | 2020 09 18 | 2025 12 28 | 0.00 | 0.00 | 0.00 | 0.00 | 0.00 | |
| | | 57 | | | 2019 10 09 | 2025 12 28 | 0.00 | | | | | |

2

1

1967

2022 12 29 2025 12 28 2023 1 13 2025 12 28

1964 1988 -1994

SEE

2022 12 29 2025 12 28 2023 1 13 2025 12 28

1969 EMBA 1999

2022 12 29 2025 12 28 2023 1 13 2025 12 28

1950

2022 12 29 2025 12 28

1988

2022 12 29 2025 12 28

1974

2022 12 29 2025 12 28

1974

1974

2022 12 29 2025 12 28

1966 1991 7

EMBA “ ” 10 4

16

2022 12 29 2025 12 28

1966 3 18 )

2014 10 DWA Design for well-beingaward

2015 2017 IVLP

2023 04 21 2025 12 28

**2**

1971 EMBA

2001

2022 12 29 2025 12 28

1962 BOSCH)

2022 12 29

2025 12 28

1979 2004 5

2022 12 29 2025 12 28

**3**

1972 2010

2023 1

13 2025 12 28

1979

2023 1 13 2025 12 28

| | | | | | |
|---|---|---|---|---|---|
| | | | | | |
| | | | 2019 06 25 | | |
| | | | 2020 08 31 | 2027 02 01 | |
| | | | 2022 12 12 | 2025 12 11 | |
| | | | 2020 05 12 | 2026 06 06 | |
| | | | 2022 03 29 | | |
| | | | 2021 04 26 | 2024 04 25 | |
| | | | 2021 03 01 | | |
| | | | 2018 01 01 | | |
| | | | 2015 05 01 | | |
| | | | 2019 02 01 | | |
| | | | 2001 09 01 | | |
| | | | 2001 09 01 | | |
| | | | 2002 04 01 | | |
| | | | 2015 07 01 | | |
| | | | 2015 05 01 | | |
| | | | 2019 02 01 | | |
| | | | 2019 09 01 | | |
| | | | 2021 05 01 | | |
| | | | 2001 12 10 | | |
| | | | 2018 04 05 | | |
| | | | 2017 12 27 | | |
| | | | 2020 07 08 | | |
| | | | 2020 10 23 | | |
| | | | 2019 04 16 | | |
| | | | 2021 06 10 | | |
| | | | 2022 07 04 | | |
| | | | | | |
| | | | | | |

□ ☑

**3**

| | | | |
|---|---|---|---|
| | 2023 01 13 | 2023 01 14 | www.cninfo.com.cn 2023-001 |
| | 2023 03 28 | 2023 03 30 | www.cninfo.com.cn 2023-006 |
| | 2023 04 28 | 2023 04 29 | 2023 |
| | 2023 07 28 | 2023 07 29 | www.cninfo.com.cn 2023-024 |
| | 2023 08 22 | 2023 08 23 | www.cninfo.com.cn 2023-031 |
| | 2023 09 12 | 2023 09 13 | www.cninfo.com.cn 2023-035 |
| | 2023 10 25 | 2023 10 26 | www.cninfo.com.cn 2023-042 |
| | 2023 12 08 | 2023 12 09 | www.cninfo.com.cn 2023-048 |

**2**

| | | | | | | | |
|---|---|---|---|---|---|---|---|
| | 8 | 1 | 7 | 0 | 0 | | 0 |
| | 8 | 1 | 7 | 0 | 0 | | 0 |
| | 8 | 1 | 7 | 0 | 0 | | 4 |
| | 8 | 1 | 7 | 0 | 0 | | 0 |
| | 8 | 1 | 7 | 0 | 0 | | 0 |
| | 8 | 1 | 7 | 0 | 0 | | 0 |
| | 6 8 | 0 | 6 | 0 | 0 | | 0 |

| | | | | | | | |
|---|---|---|---|---|---|---|---|
| | | 1 | 2023 03 28 | 2023 | | | |
| | | 1 | 2023 03 24 | | | | |
| | | 9 | 2023 03 22 | 2023 | | 2023 | |
| | | 1 | 2023 03 28 | 2023 | | | |

□ ☑

**1**

| | |
|---|---|
| | 240 |
| | 8,798 |
| | 9,038 |
| | 9,038 |
| | 0 |
| | |
| | |
| | 3,167 |
| | 929 |
| | 147 |
| | 237 |
| | 89 |
| | 746 |
| | 561 |
| | 73 |
| | 123 |
| | 2,966 |
| | 9,038 |
| | |
| | |
| | 2 |
| | 152 |
| | 2,547 |
| | 4,094 |
| | 2,243 |
| | 9,038 |

**2**

“ ”

**3**

2023

- 0.6 1000

**4**

☑ □

| | |
|---|---|
| | 1,437,452 |
| | 52,073,885.00 |

☑ □

2022-2024

| | |
|---|---|
| | |
| | |
| | |
| | |
| | |
| | |
| | |

□ ☑

□ ☑

□ ☑

**1**

2023

**2**

| | | |
|---|---|---|
| | | |
| | 5% 5%<br>10% 10% | 5%<br>5% 10%<br>10%<br>0.5%<br>0.5% 1%<br>1%<br>1%<br>1% 1%<br>2% 2% |
| | | 0 |
| | | 0 |
| | | 0 |
| | | 0 |

**2**

☑ □

| |
|---|
| 2023 12 31 |

| | |
|---|---|
| | |
| | 2024 03 30 |
| | (www.cninfo.com.cn) 2023 |
| | |
| | |

□ ☑

☑ □

□ ☑

| | | | | | |
|---|---|---|---|---|---|
| | | | | | |

□ ☑

2023 ESG

**1**

☑ □

| | | | | | | |
|---|---|---|---|---|---|---|
| | | | | | | |
| | | | "1 1<br><br><br><br><br><br><br><br>2<br><br><br>2<br>1<br><br><br><br><br><br><br>2<br><br><br>3 1<br><br>2<br><br>3<br><br>4<br><br><br><br>5<br>4<br>1<br><br>2<br><br><br>3<br><br><br>5 | 2020 08<br>08 | | |

| | | | | | | |
|---|---|---|---|---|---|---|
| | | | 5<br>" | | | |
| | | | "1<br>2<br>3<br>/<br>" | 2020 08<br>08 | | |
| | | | | | | |
| | | | | 2014 12<br>02 | | |

| | | | | | | |
|---|---|---|---|---|---|---|
| | | | 1.<br><br>2.<br><br>3.<br><br>1<br><br>25%<br>2<br><br>3<br><br>2<br><br>4<br>30<br><br>30<br><br>10<br><br>2<br>5 | | | |

| | | | | | | |
|---|---|---|---|---|---|---|
| | | | 6<br>4. /<br>1<br>2 | | | |
| | | | 2013 9<br>12 2016 9 11<br>300<br>60% | 2014 12<br>02 | | |

| | | | | | | |
|---|---|---|---|---|---|---|
| | | | 2<br>5<br>6<br>4.<br>1<br>2 | | | |
| | | IPO<br>IPO | IPO<br>25% | 2009 08<br>14 | | |

| | | | | | | |
|---|---|---|---|---|---|---|
| | | | | | | |
| | ;Fortune Hill Asia Limited; ; | | (1)<br>(2)<br>(3) | 2007 12 10 | | |
| | | | / /<br>/ /<br>/ /<br>/ / | 2019 10 09 | | |

| | | | | | | |
|---|---|---|---|---|---|---|
| | | | | | | |
| | 2023 7 28 2023 8 15 2023 2026 8 28<br>2023 7 29<br>2023-027 | | | | | |

**2**

□ ☑

□ ☑

□ ☑

“ ”

□ ☑

“ ”

□ ☑

☑ □

2022 11 30 16 [2022]31 “ 16 ”

“ ” 2023 1 1

2023 1 1

1

| | 2022 12 31 /2022 | | |
|---|---|---|---|
| | | | |
| | 6,746,445,068.33 | 45,596,840.22 | 6,792,041,908.55 |
| | 522,936,653.12 | 45,596,840.22 | 568,533,493.34 |
| | 3,307,959,014.87 | 46,936,909.74 | 3,354,895,924.61 |
| | 166,014.74 | 46,936,909.74 | 47,102,924.48 |
| | 3,438,486,053.46 | -1,340,069.52 | 3,437,145,983.94 |
| | 55,508,892.20 | -1,242,939.40 | 54,265,952.80 |
| | 77,229,173.46 | -97,130.12 | 77,132,043.34 |
| | 65,973,465.43 | 2,175,889.89 | 68,149,355.32 |
| | -339,831,201.52 | -2,175,889.89 | -342,007,091.41 |
| : | -343,235,201.49 | -2,093,529.44 | -345,328,730.93 |
| | 3,403,999.97 | -82,360.45 | 3,321,639.52 |
| | -339,620,397.42 | -2,175,889.89 | -341,796,287.31 |

2

| | 2022 12 31 /2022 | | |
|---|---|---|---|
| | | | |
| | 6,390,633,050.95 | 3,699,729.51 | 6,394,332,780.46 |
| | 68,830,418.07 | 3,699,729.51 | 72,530,147.58 |
| | 1,065,104,825.83 | 3,766,342.40 | 1,068,871,168.23 |
| | 162,741.30 | 3,766,342.40 | 3,929,083.70 |
| | 5,325,528,225.12 | -66,612.89 | 5,325,461,612.23 |
| | 1,912,949,156.22 | -66,612.89 | 1,912,882,543.33 |
| | -3,965,013.97 | 718,860.91 | -3,246,153.06 |
| | -14,207,775.41 | -718,860.91 | -14,926,636.32 |
| | -14,207,775.41 | -718,860.91 | -14,926,636.32 |

☑ □

1

2

3

☑ □

1 ——

25

□ 

| | | | | | | | |
|---|---|---|---|---|---|---|---|
| | 2,353.33 | | | | | 2024 01 10 | www.cninfo.com.cn |

□ ☑

□ ☑

**1**

□ ☑

**2**

□ ☑

**3**

□ ☑

**4**

☑ □

□ ☑

**5**

□ ☑

| | | | | | | | | | | |
|---|---|---|---|---|---|---|---|---|---|---|
| | 10 26 | | 01 13 | | | | | | | |
| | 2022<br>12 12 | 10,000 | 2023<br>03 14 | 0 | | | | | | |

2022

| | | | | | | | | | | |
|---|---|---|---|---|---|---|---|---|---|---|
| | | | | | | | | | | |
| A1 | | 50,000 | A2 | | | | | | | 10,000 |
| A3 | | 110,000 | A4 | | | | | | | 10,000 |
| | | | | | | | | | | |
| | | | | | | | | | | |
| | 2021 11 26 | 5,800 | 2022 01 10 | 4,930 | | | | | | |

□ ☑

2

☑ □

| | | | | | | |
|---|---|---|---|---|---|---|
| | 13,724,707 | 0 | 0 | 13,724,707 | | |
| | 1,314,706 | 0 | 0 | 1,314,706 | | |
| | 1,857,049 | 0 | 0 | 1,857,049 | | |
| | 0 | 3,000 | 0 | 3,000 | | |
| | 16,896,462 | 3,000 | 0 | 16,899,462 | -- | -- |

1

□ ☑

2



F2+X

| | | | | | | | |
|---|---|---|---|---|---|---|---|
| | 57,925 | | 57,287 | 0 | 0 | 8 | 0 |
| | | | | 8 | | | |
| 5% 10 | | | | | | | |
| | | | | | | | |
| | | 30.27% | 603,238,739 | 0 | 0 | 603,238,739 | 0 |
| | | 16.26% | 324,077,841 | 0 | 0 | 324,077,841 | 0 |
| | | 2.32% | 46,172,955 | 0 | 0 | 46,172,955 | 0 |
| | | 2.21% | 44,045,857 | -700,200 | 0 | 44,045,857 | 0 |
| | | 1.71% | 34,026,782 | 2,318,819 | 0 | 34,026,782 | 0 |
| | | 0.92% | 18,299,610 | 0 | 13,724,707 | 4,574,903 | 0 |
| | | 0.46% | 9,251,400 | 2,753,300 | 0 | 9,251,400 | 0 |
| # | | 0.41% | 8,252,500 | 6,627,200 | 0 | 8,252,500 | 0 |
| # | | 0.40% | 8,000,000 | 0 | 0 | 8,000,000 | 0 |
| | | 0.36% | 7,167,520 | -223,500 | 0 | 7,167,520 | 0 |
| 10 3 | | | | | | | |
| | 1<br>2 | | | | | | |
| / | 2020 8 4 285,285,934 | | | | | | |

| 10<br>10 | | | |
|---|---|---|---|
| 10 | | | |
| | | | |
| | 603,238,739 | | 603,238,739 |
| [redacted] | 324,077,841 | | 324,077,841 |

| | | | | | |
|---|---|---|---|---|---|
| # | | 0 | 0.00% | 8,252,500 | 0.41% |
| | | 0 | 0.00% | 0 | 0.00% |
| | | 0 | 0.00% | 6,591,320 | 0.33% |

10 10

□ ☑

10 10

**2**

| | / | | | |
|---|---|---|---|---|
| | | 2009 04 23 | 68863099-0 | :<br>; ; ;<br>; ;<br>; (<br>)(<br>)<br>: (<br>) |
| | 1.02%<br>0.33%<br>8.973% | | | |

□ ☑

**3**

| | / | | | |
|---|---|---|---|---|
| | | | 11440400719245578R | - |
| | 300185.SZ 20.33% 300569.SZ 22.62% 300160.SZ 25.02% 002313 16.67% (300053.SZ)15.2% 300030.SZ 10.84% 002047.SZ 31% 300620.SZ 23.84% 300621.SZ 29.99% 600185.SH 44.95% 002022.SZ 18.64% 06188.HK 56% 600325.SH 29.57% 0982.HK 38.78% 01955.HK 44.25% 000532.SZ 40.66% (600601.SH)23.5% | | | |

□ ☑

□ ☑

**4** **80%**

□ ☑

**5** **10%**

☑ □

| | / | | | |
|---|---|---|---|---|
| | | 1992 06 23 | 2,091,183 | |

**6**

□ ☑

□ ☑

□ ☑

□ ☑

□ ☑





f0DchCcÄÏ`Ñ#m RÑÓ”È vÀ¢€

| | |
|---|---|
| | 3 + |
| | 4 |
| **2** | |
| | |
| | 1 |
| | 2 |
| | 3 |
| | 4 |
| | 5 |
| **3** | |
| | |
| 15 48 2023<br>12 31 3.81<br>2023 -0.98<br>35.49% | 1 |
| | 2 |

| | |
|---|---|
| | 3<br><br>4 |

( ) 2023

1

2

3

4

5

6

| | | |
|---|---|---|
| ( ) | | |
| | | |
| | | ○ |

**1**

2023 12 31

| | 2023 12 31 | 2023 1 1 |
|---|---|---|
| | | |
| | 1,614,216,440.04 | 2,200,844,977.88 |
| | | |
| | | |
| | | |
| | | |
| | 1,763,855.12 | 3,503,262.06 |
| | 811,283,522.40 | 1,192,903,404.34 |
| | | |
| | 142,464,044.04 | 174,189,119.14 |

| | | |
|---|---|---|
| | | |
| | | |
| | | |
| | 475,034,279.53 | 655,188,350.73 |
| | | |
| | | |
| | | |
| | 18,651,649.73 | 14,317,526.98 |
| | 103,686,025.49 | 296,212,896.95 |
| | 123,550,071.45 | 84,751,168.15 |
| | | |
| | 4,746,353.36 | 4,361,592.75 |
| | 42,600,247.62 | 46,026,643.38 |
| | 3,337,996,488.78 | 4,672,298,942.36 |
| | | |
| | | |
| | 312,523,845.64 | |
| | | |
| | 5,995,504.72 | 10,741,602.07 |
| | 12,153,863.20 | 35,973,231.20 |
| | 1,990,000.00 | 2,112,685.54 |
| | 380,787,190.21 | 480,315,454.71 |
| | 530,308,489.42 | 566,759,391.79 |
| | 54,406,120.46 | 55,757,647.99 |
| | | |
| | | |
| | | |
| | 100,361,797.39 | 195,611,580.48 |
| | 1,716,280.96 | 1,866,719.08 |
| | | |
| | 131,267,897.00 | 149,435,262.69 |
| | 32,561,250.95 | 52,635,897.30 |
| | 486,571,958.97 | 568,533,493.34 |
| | | |
| | 2,050,644,198.92 | |

| | | |
|---|---|---|
| | | |
| | | |
| | | |
| | 426,002,218.17 | 508,598,433.77 |
| | 7,731,725.98 | 8,793,418.81 |
| | 66,055,938.38 | 54,407,921.64 |
| | | |
| | | |
| | | |
| | | |
| | 567,743,019.32 | 642,285,610.90 |
| | 165,405,839.76 | 230,290,077.23 |
| | 708,162,465.03 | 853,909,197.07 |
| | 39,814.39 | 39,814.39 |
| | 2,858,604.88 | |
| | | |
| | | |
| | | |
| | 92,602,776.80 | 631,014,437.73 |
| | 3,797,765.44 | 2,272,595.17 |
| | 2,138,501,748.88 | 3,091,571,692.32 |
| | | |
| | | |
| | | 49,300,000.00 |
| | | |
| | | |
| | | |
| | 124,709,235.82 | 166,921,307.81 |
| | | |
| | | |
| | | |
| | | |
| | 28,095,111.89 | 47,102,924.48 |
| | | |
| | 152,804,347.71 | 263,324,232.29 |
| | 2,291,306,096.59 | 3,354,895,924.61 |
| | | |
| | 1,992,829,038.00 | 2,033,579,072.00 |
| | | |
| | | |

| | | |
|---|---|---|
| | 82,231,450.75 | 158,330,000.00 |
| | 334,234,159.51 | 345,737,240.37 |
| | 2,997,764.61 | 3,206,348.46 |
| | | |
| | | |
| | | |
| | 3,079,842.10 | 7,441,288.82 |
| | | 30,554.43 |
| | | |
| | | |
| | 282,671.35 | 405,096.79 |
| | 54,949,316.69 | 72,530,147.58 |
| | | |
| | 2,713,394,323.26 | 3,184,308,731.96 |
| | 5,830,792,455.51 | 6,394,332,780.46 |
| | | |
| | 101,000,000.00 | 160,000,000.00 |
| | | |
| | | |
| | | |
| | 7,295,869.35 | 3,383,691.87 |
| | | |
| | 106,664.41 | 182,136.11 |
| | 93,498,961.74 | 93,419,005.41 |
| | 2,879,960.48 | 27,593,639.19 |
| | 180,254,200.11 | 205,948,837.00 |
| | | |
| | | |
| | | |
| | 10,542,007.13 | 565,213,063.21 |
| | 4,643.00 | 4,643.00 |
| | 395,582,306.22 | 1,055,745,015.79 |
| | | |
| | | |
| | | |
| | | |
| | | |
| | 1,634,704.40 | 9,197,068.74 |
| | | |
| | | |

| | | |
|---|---|---|
| | | |
| | | |
| | 2,083,503.38 | 3,929,083.70 |
| | | |
| | 3,718,207.78 | 13,126,152.44 |
| | 399,300,514.00 | 1,068,871,168.23 |
| | | |
| | 1,992,829,038.00 | 2,033,579,072.00 |
| | | |
| | | |
| | | |
| | 415,488,846.04 | 630,535,313.25 |
| | | 255,796,501.21 |

| | | 2023 |
|---|---|---|
| 6. | 16,587.76 | 155,888.99 |
| 7. | | |
| | | 54,915.11 |
| | -315,652,259.55 | -341,796,287.31 |
| | -295,724,467.72 | -345,172,841.94 |
| | -19,927,791.83 | 3,376,554.63 |
| | | |
| | -0.15 | -0.17 |

572re9 E[892 reW*BT1 0 0 1 528.41044.78 30TQEMC /P <MCID421.08 572re9 E[> TJ30D6A1DB4eF4354EA15D631151D4D07CB.92 0 reW*BT1 0 0 1 528.

| | | |
|---|---|---|
| “ ” | 106,030,329.28 | -14,926,636.32 |
| “ ” | | |
| | | |

| | | |
|---|---|---|
| | 2,173,225,773.99 | 1,837,529,495.31 |
| | 1,580,512,696.31 | 2,173,225,773.99 |

**6**

| | 2023 | |
|---|---|---|

| | | |
|---|---|---|
| | -151,492,805.77 | -121,004,182.63 |
| | 670,002,698.91 | 791,006,881.54 |
| | 518,509,893.14 | 670,002,698.91 |

7

| | 2023 | | | | | | | | | | | | | | |
|---|---|---|---|---|---|---|---|---|---|---|---|---|---|---|---|
| | | | | | | | | | | | | | | | |
| | | | | | | | | | | | | | | | |
| | 2,033,579,072.00 | | | | 523,475,696.80 | 255,796,501.21 | 228,535.35 | | 1,004,261,184.86 | | 54,265,952.80 | | 3,360,013,940.60 | 77,132,043.34 | 3,437,145,983.94 |
| | | | | | | | | | | | | | | | |
| | | | | | | | | | | | | | | | |
| | | | | | | | | | | | | | | | |
| | 2,033,579,072.00 | | | | 523,475,696.80 | 255,796,501.21 | 228,535.35 | | 1,004,261,184.86 | | 54,265,952.80 | | 3,360,013,940.60 | 77,132,043.34 | 3,437,145,983.94 |
| “ ” | -40,750,034.00 | | | | -238,161,444.38 | -255,796,501.21 | | | | | | | | | |

| | | | | | | | | | | | | | | |
|---|---|---|---|---|---|---|---|---|---|---|---|---|---|---|
| 2 | | | | | | | | | | | | | | |
| 3 | | | | | | | | | | | | | -20,597,449.16 | -20,597,449.16 |

| | | | | | | | | | | | | | | | |
|---|---|---|---|---|---|---|---|---|---|---|---|---|---|---|---|
| 4 | | | | | | | | | | | | | | | |
| | | | | | | | | | | | | | | | |
| 1 | | | | | | | | | | | | | | | |
| 2 | | | | | | | | | | | | | | | |
| 3 | | | | | | | | | | | | | | | |
| 4 | | | | | | | | | | | | | | | |
| 5 | | | | | | | | | | | | | | | |
| 6 | | | | | | | | | | | | | | | |
| | | | | | | | | | | | | | | | |
| 1 | | | | | | | | | | | | | | | |

| | | | | | | | | | | | | |
|---|---|---|---|---|---|---|---|---|---|---|---|---|
| | 2,033,579,072.00 | | | | 630,535,313.25 | 255,796,501.21 | | | 1,004,261,184.86 | 1,912,882,543.33 | | 5,325,461,612.23 |
| “ ” | -40,750,034.00 | | | | -215,046,467.21 | -255,796,501.21 | | | | 106,030,329.28 | | 106,030,329.28 |

| | | | | | | | | | | | | |
|---|---|---|---|---|---|---|---|---|---|---|---|---|
| 2 | | | | | | | | | | | | |
| 3 | | | | | | | | | | | | |
| 4 | | | | | | | | | | | | |
| 5 | | | | | | | | | | | | |
| 6 | | | | | | | | | | | | |
| | | | | | | | | | | | | |
| 1 | | | | | | | | | | | | |

( “ ” “ ”) ( )

1993 A 2009 8 28

91440300618867554R : 2028

12

## 1

2023 12 31

2023

## 2

1 1 12 31

## 3

12

## 4

9

## 5

☑ □

| | |
|---|---|
| | 200 |
| | 50 |
| | 50 |
| 1 | 200 |
| | 2,000 |
| | 3,000 |
| | 1,500 |

## 6

1

2

## 9

1

2

“ ”

## 10

**1**

1 2 “ ”

**2**

/

1

2

3

**3**

1

2

a.

b.

2

12

12 12 ( 12 )

**5**

**6**

1

2

**7**

1 2

**11**

) 4

**15**

**16**

“ 10 4

**17**

**1**

20 50

**2**

**19**

**1**

**23**

1 1

1

**24**

**25**

**1**

**2**

**3**

**26**

**27**

**28**

1

+

**29**

1

2

3

**30**

1

**31** **/**

( )

1

( ) 2

1

( ) 2

**32**

**1**

1

2

3

12

4

**2**

1

“ ” “ ” “ ”

**35**

**1**

☑ □

| | | |
|---|---|---|
| 2022 11 30 16<br>[2022]31 “ 16 ” “<br><br>” 2023 1 1<br>2023 1 1 | | |

1

| | 2022 12 31 /2022 | | |
|---|---|---|---|
| | | | |
| | | | |
| | | | |
| | | | |
| | | | |
| | | | |
| | | | |
| | | | |
| | | | |
| | | | |
| | | | |
| | | | |

2

| | 2022 12 31 /2022 | | |
|---|---|---|---|
| | | | |
| | | | |
| | | | |
| | | | |
| | | | |
| | | | |
| | | | |
| | | | |
| | | | |
| | | | |

**2**

□ ☑

**3 2023**

□ ☑

**1**

| | | |
|---|---|---|
| | | 1% 3% 5% 6% 9% 13% |

| | | |
|---|---|---|
| | | 5% 7% |
| | | 5% 15% 16.5% 25% |
| | | 3% |
| | | 2% |
| | 70% | 1.2% |
| | | 12% |
| | | 30%-60% |

| | |
|---|---|
| ( ) | 16.50% |
| | 15.00% |
| | 15.00% |
| | 5% |

**2**

1 ( ) 16.5%

2 2020 23
15%

3 2023 10 16
GR202344202374

15%

4 ( 2023 6 )
2023 1 1 2024 12 31 100
25% 20%
2022 13 2022 1 1 2024 12 31
100 300 25% 20%
5%

5 “ ” 2022 10
2023 12
300 300 5000

300 5000

### 3

1 6% 3% 1%
+ 6%
5% 9% 9% 3% 13%
2
2023 1 2023 1 1 2023 12 31 3%
1% 10
5% 10%

### 1

| | | |
|---|---|---|
| | 4,800.00 | 9,365.92 |
| | 1,580,507,896.31 | 2,173,216,408.07 |
| | 33,703,743.73 | 27,619,203.89 |
| | 1,614,216,440.04 | 2,200,844,977.88 |
| | 728,432.60 | 940,717.37 |

1 20,565,755.10 2
11,769,793.42 3 512903833710707
721,386.00 4 127911104310501
545,390.55 5 98,418.66
6 ETC 3,000.00

### 2

#### 1

| | | |
|---|---|---|
| | 550,000.00 | 250,000.00 |
| | 1,213,855.12 | 3,253,262.06 |
| | 1,763,855.12 | 3,503,262.06 |

#### 2

| | | | | | | |
|---|---|---|---|---|---|---|
| | | | | | | |
| | 22,933.37 | 1,220.32 | | | 15,596.81 | 8,556.88 |
| | 22,933.37 | 1,220.32 | | | 15,596.81 | 8,556.88 |

□ ☑

**4**

| | |
|---|---|
| | 0.00 |
| | 0.00 |
| | 0.00 |

**5**

| | | |
|---|---|---|
| | | 1,222,412.00 |
| | | 1,222,412.00 |

**3**

**1**

| | | |
|---|---|---|
| 1 1 | 539,703,152.56 | 868,480,839.69 |
| 6 | 397,231,817.80 | 682,625,341.31 |
| 6 1 | 142,471,334.76 | 185,855,498.38 |
| 1 2 | 190,298,810.90 | 709,697,383.18 |
| 2 3 | 603,433,810.66 | 756,753,796.16 |
| 3 | 961,927,157.24 | 270,909,580.36 |
| 3 4 | 720,155,662.00 | 130,687,732.81 |
| 4 5 | 118,788,725.47 | 52,822,714.77 |
| 5 | 122,982,769.77 | 87,399,132.78 |
| | 2,295,362,931.36 | 2,605,841,599.39 |

**2**

| | | |
|---|---|---|

| | | | |
|---|---|---|---|
| 1-2 | 166,350,770.69 | 55,139,949.53 | 33.15% |
| 2 | 201,256,272.61 | 157,618,675.06 | 78.32% |
| | 902,658,431.83 | 224,644,694.75 | |

6,556,559.30

| | | | |
|---|---|---|---|
| | | | |
| | 47,889,542.56 | 6,556,559.30 | 13.69% |
| | 47,889,542.56 | 6,556,559.30 | |

□ ☑

**3**

| | | | | | | |
|---|---|---|---|---|---|---|
| | | | | | | |
| [redacted] | | 1,194,557,756.03 | | | | |

| | | | | |
|---|---|---|---|---|
| | 937,572.27 | | | |
| | 858,029.02 | | | |
| | 851,142.00 | | | |
| | 780,110.10 | | | |
| | 757,692.00 | | | |
| | 757,178.67 | | | |
| | 736,486.81 | | | |
| | 508,140.25 | | | |
| | 505,963.24 | | | |
| 50 | 7,072,856.47 | | | |
| | 23,123,484.48 | | | |

340,344.45

1

6,051,420.11 2 63,114.30 3

15,596.81

**4**

| | |
|---|---|
| | 13,165,745.32 |

| | | | | | |
|---|---|---|---|---|---|
| | | | | | |

1,523,000.00

5

| | | | | | |
|---|---|---|---|---|---|
| 1 | 34,218,255.89 | | 34,218,255.89 | 1.41% | 32,507,343.10 |
| 2 | 24,852,363.08 | | 24,852,363.08 | 1.02% | 23,609,744.91 |
| 3 | 17,808,795.63 | | 17,808,795.63 | 0.73% | 16,918,355.85 |
| 4 | 16,952,596.10 | | 16,952,596.10 | 0.70% | 477,047.00 |
| 5 | 16,599,694.09 | | 16,599,694.09 | 0.69% | 15,769,709.39 |
| | 110,431,704.79 | | 110,431,704.79 | 4.55% | 89,282,200.25 |

4

1

| | | | | | | |
|---|---|---|---|---|---|---|
| | | | | | | |
| + | 126,926,601.42 | 7,401,986.46 | 119,524,614.96 | 82,341,476.57 | 2,287,262.36 | 80,054,214.21 |
| | 6,591,203.80 | 2,565,747.31 | 4,025,456.49 | 6,145,273.63 | 1,448,319.69 | 4,696,953.94 |
| | 133,517,805.22 | 9,967,733.77 | 123,550,071.45 | 88,486,750.20 | 3,735,582.05 | 84,751,168.15 |

2

| | | |
|---|---|---|
| | -1,544,033.02 | |
| | 76,210,583.17 | |
| | -74,146,591.48 | |
| | -74,028.50 | |
| | -69,889,202.74 | |
| | 276,161,561.61 | |
| | -161,687,234.02 | |
| | 45,031,055.02 | —— |

3

| | | | | | | | | | | |
|---|---|---|---|---|---|---|---|---|---|---|
| | | | | | | | | | | |
| | | | | | | | | | | |
| | 1,524,623.67 | 1.14% | 1,021,799.13 | 67.02% | 502,824.54 | 1,524,623.67 | 1.72% | 704,874.58 | 46.23% | 819,749.09 |

| | | | | | | | | | | |
|---|---|---|---|---|---|---|---|---|---|---|
| | | | | | | | | | | |
| | 1,524,623.67 | 1.14% | 1,021,799.13 | 67.02% | 502,824.54 | 1,524,623.67 | 1.72% | 704,874.58 | 46.23% | 819,749.09 |
| | 131,993,181.55 | 98.86% | | | | | | | | |

□ ☑

**4**

| | | | / | |
|---|---|---|---|---|
| + | 5,114,724.10 | | | |
| | 1,191,456.12 | | 74,028.50 | |
| | 6,306,180.22 | 0.00 | 74,028.50 | —— |

| | | | | |
|---|---|---|---|---|
| | 0.00 | | | |

**5**

| | |
|---|---|
| | 74,028.50 |

| | | | | | |
|---|---|---|---|---|---|
| | | 72,728.50 | | | |
| | | 1,300.00 | | | |
| | | 74,028.50 | | | |

**5**

| | | |
|---|---|---|
| | 475,034,279.53 | 655,188,350.73 |

| | | |
|---|---|---|
| | 475,034,279.53 | 655,188,350.73 |

1

1

| | | |
|---|---|---|
| | 290,246,711.38 | 364,936,029.33 |
| | 224,000,000.00 | 280,000,000.00 |
| | 52,363,407.25 | 71,446,635.67 |
| | 32,047,917.90 | 14,993,552.26 |
| | 25,623,151.72 | 25,623,151.72 |
| | 5,839,588.58 | 6,156,467.76 |
| | 5,280,615.81 | 6,563,200.38 |
| | 635,401,392.64 | 769,719,037.12 |

2

| | | |
|---|---|---|
| 1 1 | 85,440,006.23 | 115,013,587.07 |
| 1 2 | 34,511,475.05 | 115,749,843.30 |
| 2 3 | 67,773,611.70 | 354,314,547.30 |
| 3 | 447,676,299.66 | g[62C5>/] TETQ |

| | | | | | | | | | | |
|---|---|---|---|---|---|---|---|---|---|---|
| | | | | | | | | | | |
| | | | | | | | | | | |
| | 432,455,416.97 | 68.06% | 158,121,057.10 | 36.56% | 274,334,359.87 | 435,873,101.40 | 56.63% | 110,533,194.01 | 25.36% | 325,339,907.39 |
| | | | | | | | | | | |
| | 432,455,416.97 | 68.06% | 158,121,057.10 | 36.56% | 274,334,359.87 | 435,873,101.40 | 56.63% | 110,533,194.01 | 25.36% | 325,339,907.39 |
| | 202,945,975.67 | 31.94% | 2,246,056.01 | 1.11% | 200,699,919.66 | 333,845,935.72 | 43.37% | 3,997,492.38 | 1.20% | 329,848,443.34 |
| | | | | | | | | | | |
| | 202,945,975.67 | 31.94% | 2,246,056.01 | 1.11% | 200,699,919.66 | 333,845,935.72 | 43.37% | 3,997,492.38 | 1.20% | 329,848,443.34 |
| | 635,401,392.64 | 100.00% | 160,367,113.11 | | 475,034,279.53 | 769,719,037.12 | 100.00% | 114,530,686.39 | | 655,188,350.73 |

158,121,057.10

| | | | | | | |
|---|---|---|---|---|---|---|
| | | | | | | |
| 1 | 280,000,000.00 | 26,600,000.00 | 224,000,000.00 | 26,600,000.00 | 11.88% | |
| 2 | 34,994,403.50 | 31,574,963.15 | 34,974,101.50 | 33,265,396.43 | 95.11% | |
| 3 | 29,846,115.57 | 5,969,223.11 | 29,846,115.57 | 19,399,975.12 | 65.00% | |
| 4 | | | 23,529,866.00 | 5,882,466.49 | 25.00% | |
| 5 | 16,728,964.13 | 2,777,418.21 | 16,728,964.13 | 7,528,033.86 | 45.00% | |
| 6 | 14,270,154.00 | 11,416,123.20 | 14,270,154.00 | 11,416,123.20 | 80.00% | |
| 7 | | | 8,581,974.20 | 1,716,394.82 | 20.00% | |
| 8 | | | 8,450,000.00 | 4,893,395.00 | 57.91% | |
| 9 | 8,351,941.61 | 1,386,627.08 | 8,351,941.61 | 2,672,621.32 | 32.00% | |
| 10 | | | 8,000,000.00 | 4,000,000.00 | 50.00% | |
| 11 | | | 7,600,000.00 | 4,043,168.00 | 53.20% | |
| 12 | 7,224,288.66 | 5,779,430.93 | 7,224,288.66 | 5,779,430.93 | 80.00% | |
| 13 | 11,373,274.81 | 3,411,982.44 | 7,185,411.52 | 2,155,623.46 | 30.00% | |
| 14 | 6,000,000.00 | 6,000,000.00 | 6,000,000.00 | 6,000,000.00 | 100.00% | |
| 15 | 5,865,990.00 | 2,932,995.00 | 5,865,990.00 | 5,865,990.00 | 100.00% | |
| 16 | 3,650,000.00 | 1,825,000.00 | 3,650,000.00 | 1,825,000.00 | 50.00% | |
| 17 | | | 3,000,000.00 | 3,000,000.00 | 100.00% | |
| 18 | 2,000,000.00 | 1,000,000.00 | 1,900,000.00 | 1,772,320.00 | 93.28% | |
| 19 | 2,500,000.00 | 250,000.00 | 1,758,197.80 | 175,819.78 | 10.00% | |

200 13,067,969.12 9,609,430.89

| | | | |
|---|---|---|---|
| | 202,945,975.67 | 2,246,056.01 | |

| | | | | |
|---|---|---|---|---|
| | 12 | | | |
| 2023 1 1 | | 3,997,492.38 | 110,533,194.01 | 114,530,686.39 |
| 2023 1 1 | | | | |
| —— | | -1,659,205.58 | 1,659,205.58 | |
| | | -92,230.79 | 49,658,006.62 | 49,565,775.83 |
| | | | -3,725,439.60 | -3,725,439.60 |
| | | | -3,909.51 | -3,909.51 |
| 2023 12 31 | | 2,246,056.01 | 158,121,057.10 | 160,367,113.11 |

□ ☑

**4**

| | | | | | | |
|---|---|---|---|---|---|---|
| | | | | | | |
| | 110,533,194.01 | 51,299,255.77 | -2,379,639.21 | -1,331,753.47 | | 158,121,057.10 |
| | 3,997,492.38 | 646,159.27 | | -2,393,686.13 | -3,909.51 | 2,246,056.01 |
| | 114,530,686.39 | 51,945,415.04 | -2,379,639.21 | -3,725,439.60 | -3,909.51 | 160,367,113.11 |

| | | | | |
|---|---|---|---|---|
| | 1,256,358.99 | | | |
| 50 | 1,123,280.22 | | | |

| | | | | |
|---|---|---|---|---|
| | | | | |
| 1 | 72,855,005.16 | 51.14% | 125,055,263.41 | 71.79% |
| 1 2 | 35,313,694.35 | 24.79% | 29,450,589.85 | 16.91% |
| 2 3 | 19,082,330.57 | 13.39% | 10,752,606.35 | 6.17% |
| 3 | 15,213,013.96 | 10.68% | 8,930,659.53 | 5.13% |
| | 142,464,044.04 | | 174,189,119.14 | |

1

| | | | |
|---|---|---|---|
| | | | |
| | 11,808,791.93 | | |
| | 9,634,738.00 | | |
| | 6,216,478.40 | | |
| | 3,911,972.00 | | |
| | 3,890,691.00 | | |
| | 3,438,521.00 | | |
| | 2,388,000.00 | | |
| | **41,289,192.33** | — | — |

**2**

54,621,302.01

38.34%

**7**

**1**

| | | | | | | |
|---|---|---|---|---|---|---|
| | | | | | | |
| | 85,000.00 | | 85,000.00 | 264,766.07 | | 264,766.07 |
| | 18,566,649.73 | | 18,566,649.73 | 14,052,760.91 | | 14,052,760.91 |
| | 18,651,649.73 | | 18,651,649.73 | 14,317,526.98 | | 14,317,526.98 |

2

3

4

122,351,474.25

8

1

| | | | | | | | | | | |
|---|---|---|---|---|---|---|---|---|---|---|
| | | | | | | | | | | |
| | | | | | | | | | | |
| | 128,365,699.86 | 100.00% | 24,679,674.37 | 19.23% | 103,686,025.49 | 329,998,348.69 | 100% | 33,785,451.74 | 10.24% | 296,212,896.95 |
| | | | | | | | | | | |
| | 128,365,699.86 | 100.00% | 24,679,674.37 | 19.23% | 103,686,025.49 | 329,998,348.69 | 100% | 33,785,451.74 | 10.24% | 296,212,896.95 |
| | **128,365,699.86** | **100.00%** | **24,679,674.37** | | **103,686,025.49** | **329,998,348.69** | **100%** | **33,785,451.74** | | **296,212,896.95** |

2

| | | | | |
|---|---|---|---|---|
| | | | | |
| | 97,979,518.90 | 76.33% | 293,530,091.82 | 88.95% |
| | 9,312,157.53 | 7.25% | 13,970,454.20 | 4.23% |
| | 2,717,603.38 | 2.12% | 11,105,690.04 | 3.37% |
| | 1,490,294.54 | 1.16% | 4,240,984.93 | 1.29% |
| | 16,866,125.51 | 13.14% | 7,151,127.70 | 2.17% |
| | **128,365,699.86** | 100.00% | **329,998,348.69** | 100.00% |

3

| | | | | |
|---|---|---|---|---|
| | **12** | ( ) | ( ) | |
| 2022 12 31 | 6,780,545.12 | 5,813,105.99 | 21,191,800.63 | 33,785,451.74 |
| 2022 12 31 | | | | |

| | | | | |
|---|---|---|---|---|
| -- | 85,546.91 | -85,546.91 | | |
| | -4,296,578.79 | -250,396.63 | -5,289,277.23 | -9,836,252.65 |
| | | | 24,780,075.45 | 24,780,075.45 |
| | | | | |
| | | | -24,049,600.17 | -24,049,600.17 |
| | | | | |
| 20232 12 31 | **1,959,590.38** | **2,981,752.84** | **19,738,331.15** | **24,679,674.37** |

4

| | | | | | |
|---|---|---|---|---|---|
| | | | | | |
| | 33,785,451.74 | -9,836,252.65 | 24,780,075.45 | -24,049,600.17 | 24,679,674.37 |
| | **33,785,451.74** | **-9,836,252.65** | **24,780,075.45** | **-24,049,600.17** | **24,679,674.37** |

:

| | | | |
|---|---|---|---|
| | | | |
| | 24,780,075.45 | | |
| | **24,780,075.45** | **—** | **—** |

5

| | |
|---|---|
| | |
| | 24,049,600.17 |

| | | | | |
|---|---|---|---|---|
| | | | | |
| | 24,049,600.17 | | | |
| | **24,049,600.17** | **—** | **—** | **—** |

**9**

| | | |
|---|---|---|
| | | |
| | 4,746,353.36 | 4,361,592.75 |
| | 4,746,353.36 | 4,361,592.75 |

**1**

□ ☑

**2**

□ ☑

## 10

| | | |
|---|---|---|
| | | 16,703.75 |
| | 42,600,247.62 | 46,009,939.63 |
| | 42,600,247.62 | 46,026,643.38 |

## 11

### 1

| | | | | | | |
|---|---|---|---|---|---|---|
| | | | | | | |
| | 310,000,000.00 | | 310,000,000.00 | | | |
| | 2,523,845.64 | | 2,523,845.64 | | | |
| | 312,523,845.64 | | 312,523,845.64 | | | |

| | | | | |
|---|---|---|---|---|
| | 0.00 | 0.00 | | 0.00 |

### 2

… …

| | | | | | | | | | | |
|---|---|---|---|---|---|---|---|---|---|---|
| | | | | | | … | | … | | |
| | 100,000,000.00 | 2.90% | 2.90% | 2026 08 04 | | | | | | |
| | 100,000,000.00 | 2.60% | 2.60% | 2025 08 [illegible] | | | | | | |

**12**

| | | | | | | | | |
|---|---|---|---|---|---|---|---|---|
| | 0.00 | 122,685.54 | 1,781.32 | -124,466.86 | | -124,466.86 | | |
| | 1,990,000.00 | 1,990,000.00 | | | | | | |
| | 1,990,000.00 | 2,112,685.54 | | | | | | |

| | | | | | | |
|---|---|---|---|---|---|---|
| | | | | | | |

| | | | | |
|---|---|---|---|---|
| | | | | |

**14**

| | | | | | | | | | | | | |
|---|---|---|---|---|---|---|---|---|---|---|---|---|
| | 0.00 | | | | | | | | | | | |
| | 510,565.02 | | | | 60,427.47 | | | | | | 570,992.49 | |
| | 867,327.22 | | | | -867,327.22 | | | | | | | |
| | 0.00 | | | | 0.00 | | | | | | 0.00 | |
| | 13,232,931.89 | | | 14,666,135.42 | 1,433,203.53 | | | | | | | |
| | 1,084,782.42 | | | 1,084,782.42 | | | | | | | | |
| | 0.00 | | | | | | | | | | | |
| | 0.00 | | | | | | | | | | | |
| | 0.00 | | | | | | | | | | | |
| | 196,299.48 | | | | 17,244.46 | | | | | | 213,543.94 | |
| | | | 245,000.00 | | 133,933.85 | | | | | | 378,933.85 | |
| | 31,891,906.03 | 7,171,326.45 | 245,000.00 | 15,750,917.84 | 608,071.78 | 0.00 | 0.00 | 0.00 | -15,830,589.69 | 0.00 | 1,163,470.28 | 23,001,916.14 |
| | 35,973,231.20 | 7,171,326.45 | 3,995,000.00 | 15,750,917.84 | 3,809,372.25 | 0.00 | 0.00 | -42,232.72 | -15,830,589.69 | 0.00 | 12,153,863.20 | 23,001,916.14 |

□ ☑

☑

| | | | | | | | |
|---|---|---|---|---|---|---|---|
| | 15,830,589.69 | 0.00 | 15,830,589.69 | 5 | 1<br>2<br>13% | 0%<br>0%<br>13% | 0% |
| | 15,830,589.69 | 0.00 | 15,830,589.69 | | | | |

1 49% 51%
49%
2 15,830,589.69 0
3

4 500,000.00 4,255,555.35
2,460,277.90 0
5 2,000,000.00 7,466,940.55
6,813,408.59 0
6 19,845,000.00 2023
4,845,000.00 10,569,111.37 0
7 22,277,126.5 12,620,624.14
0
8 2023

**15**

| | | |
|---|---|---|
| | 9,738,206.76 | 55,630,000.00 |

| | | |
|---|---|---|
| | | 2,700,000.00 |
| | 0.00 | 0.00 |
| | 0.00 | 0.00 |
| | 69,590,251.61 | 100,000,000.00 |
| | 800,000.00 | 800,000.00 |
| | 2,500.00 | 2,500.00 |
| | 1,656,525.76 | 1,656,525.76 |
| | 16,000,000.00 | 16,000,000.00 |
| | 450,000.00 | 450,000.00 |
| | 188,306,428.95 | 188,306,428.95 |
| | 17,442,183.68 | 4,000,000.00 |
| | 10,000.00 | 10,000.00 |
| | 75,228,238.42 | 110,760,000.00 |
| | 1,033,593.63 | |
| | 479,261.40 | |
| | 50,000.00 | |
| | 380,787,190.21 | 480,315,454.71 |

1
2

## 16

### 1

☑ □

| | | | | |
|---|---|---|---|---|
| | | | | |

| | | | | |
|---|---|---|---|---|
| 2. | 25,243,277.76 | | | 25,243,277.76 |
| 1 | 23,160,690.08 | | | 23,160,690.08 |
| 2 | 2,082,587.68 | | | 2,082,587.68 |
| 3. | 6,877,169.69 | | | 6,877,169.69 |
| 1 | 1,390,370.87 | | | 1,390,370.87 |
| 2 | 5,486,798.82 | | | 5,486,798.82 |
| 4. | 167,028,894.12 | | | 167,028,894.12 |
| | | | | |
| 1. | | | | |
| 2. | | | | |
| 1 | | | | |
| 3. | | | | |
| 1 | | | | |
| 2 | | | | |
| 4. | | | | |
| | | | | |
| 1. | 530,308,489.42 | | | 530,308,489.42 |
| 2. | 566,759,391.79 | | | 566,759,391.79 |

□ ☑

□ ☑

**2**

□ ☑

**3**

1 2021 5 18 6 1 5 C 1 6 C

20210423 001

2021 5 31 2023 5 31 2023 12 31

70,060,928.54 35,030,464.39

2 2023 1 13 61 1 2

61 338 3 4 403-412 414-428 5 501-505 507-509 511-519 521-528 6 602-604 606-607 609 611-616 618-619 621-628 7 702-709 712-718 721-728 10 1008 12 1203-1216 1219-1228 13 1302-1316 1318-1328

2023 0000003 2023 1 13 2023 8 13 2023 12 31 303,796,016.12 245,901,598.06

3 2023 4 18 2 1 15 1 1 15 5 847 B 21

2023 21 2023 4 18 2024 2 20 2023 12 31 41,072,687.82 24,920,837.71 28,723,850.55 17,388,046.87

4 2023 10 21 13201 10-3 1301-1310 999 B 10 9 901-903 905-912 10 1001-1003 1005-1012 338 3 14 1401-1416 1419-1428 1502-1508 1514-1517 1519-1528 1601-1628

SX162123002981 2023 6 13 2024 6 12 2023 12 31 149,612,546.96 104,885,403.14 132,798,034.98 94,725,107.60

**17**

| | | |
|---|---|---|
| | 54,406,120.46 | 55,757,647.99 |
| | | |
| | 54,406,120.46 | 55,757,647.99 |

**1**

| | | | | |
|---|---|---|---|---|
| | | | | |
| 1. | 48,266,191.85 | 83,472,658.17 | 43,416,419.45 | 175,155,269.47 |
| 2. | 15,879,440.48 | 1,618,426.67 | 256,231.49 | 17,754,098.64 |
| 1 | | 1,618,426.67 | 256,231.49 | 1,874,658.16 |
| 2 | | | | |
| 3 | | | | |
| 4 | 15,879,440.48 | | | 15,879,440.48 |
| 3. | 7,749,327.21 | 7,950,858.60 | 3,278,734.35 | 18,978,920.16 |
| 1 | 601,382.09 | 7,948,036.82 | 3,278,734.35 | 11,828,153.26 |
| 2 | | 2,821.78 | | 2,821.78 |

3

SX162123002981 2023 6 13 2024 6 12 2023 12 31
149,612,546.96 104,885,403.14 16,814,511.98
10,160,295.54

2023 12 31

### 3

□ ☑

## 18

### 1

| | | |
|---|---|---|
| | | |
| 1. | 361,621,028.75 | 361,621,028.75 |
| 2. | 56,192,965.41 | 56,192,965.41 |
| 1 | 56,192,965.41 | 56,192,965.41 |
| 3. | 131,367,463.47 | 131,367,463.47 |
| 1 | 72,229,222.95 | 72,229,222.95 |
| 2 | 57,610,500.59 | 57,610,500.59 |
| 3 | 1,527,739.93 | 1,527,739.93 |
| 4. | 286,446,530.69 | 286,446,530.69 |
| | | |
| 1. | 166,009,448.27 | 166,009,448.27 |
| 2. | 66,095,410.40 | 66,095,410.40 |
| 1 | 66,095,410.40 | 66,095,410.40 |
| | | |
| 3. | 75,877,970.68 | 75,877,970.68 |
| 1 | 18,267,470.09 | 18,267,470.09 |
| 2 | 57,610,500.59 | 57,610,500.59 |
| 4. | 156,226,887.99 | 156,226,887.99 |
| | | |
| 1. | | |
| 2. | 29,857,845.31 | 29,857,845.31 |
| 1 | 29,857,845.31 | 29,857,845.31 |
| | | |
| 3. | | |
| 1 | | |
| | | |
| 4. | 29,857,845.31 | 29,857,845.31 |
| | | |
| 1. | 100,361,797.39 | 100,361,797.39 |
| 2. | 195,611,580.48 | 195,611,580.48 |

**2**

☑ □

□ ☑

☑ □

| | | | | | | | |
|---|---|---|---|---|---|---|---|
| A 1-4F | 27,289,942.87 | 13,623,774.30 | 13,666,168.57 | 3 8 | 23.00%-56.00% 6.28% | | |
| A 5-11F | 28,486,693.80 | 14,567,792.67 | 13,918,901.13 | 3 7 | 81.08% 6.28% | | |
| B 1-4F | 6,448,559.49 | 6,094,712.08 | 353,847.41 | 3 10 | 70.92%-75.14% 6.28% | | |
| DREAM2049 | 14,254,180.75 | 12,335,252.55 | 1,918,928.20 | 2 | 45.00%-68.00% 5.99% | | |
| | 76,479,376.91 | 46,621,531.60 | 29,857,845.31 | | | | |

**19**

**1**

| | | | | | | |
|---|---|---|---|---|---|---|
| | 30,652,993.04 | | | | | 30,652,993.04 |
| | 13,484,800.36 | | | | | 13,484,800.36 |
| | 5,515,896.34 | | | | | 5,515,896.34 |
| | 5,446,386.24 | | | | | 5,446,386.24 |
| | 20,929,875.36 | | | | | 20,929,875.36 |
| | 69,000,000.00 | | | | | 69,000,000.00 |
| | 76,224,942.54 | | | | | 76,224,942.54 |
| | 48,125,480.21 | | | | | 48,125,480.21 |
| | 312,372,448.91 | | | | | 312,372,448.91 |

**2**

| | | | | | | |
|---|---|---|---|---|---|---|
| | | | | | | |
| | 21,700,500.00 | | | | | 21,700,500.00 |
| | 13,484,800.36 | | | | | 13,484,800.36 |
| | 31,892,157.94 | | | | | 31,892,157.94 |
| | 55,152,771.29 | 12,211,809.33 | | | | 67,364,580.62 |
| | 40,706,956.63 | 5,955,556.36 | | | | 46,662,512.99 |
| | 162,937,186.22 | 18,167,365.69 | | | | 181,104,551.91 |

**3**

| | | | |
|---|---|---|---|
| | | | |
| | | | |
| | | | |
| | | | |
| | | | |

| | | | |
|---|---|---|---|

**4**

□ ☑

☑ □

| | | | | | | | |
|---|---|---|---|---|---|---|---|
| | 57,255,436.25 | 81,528,123.08 | | 5 | 0%<br>4.56%<br>13.00% | 0%<br>4.56%<br>13.00% | |
| | 40,861,487.93 | 47,953,230.77 | | 5 | 0%<br>4.84%<br>13.00% | 0%<br>4.84%<br>13.00% | |
| | 273,246,469.33 | 320,723,167.38 | | 5 | 0%<br>5.37%<br>13.00% | 0%<br>5.37%<br>13.00% | |
| | 43,184,844.96 | 19,240,120.78 | 23,944,724.18 | 5 | 0%<br>3.75%<br>13.00% | 0%<br>3.75%<br>13.00% | |
| | 33,113,458.93 | 21,435,897.44 | 11,677,561.49 | 5 | 0%<br>4.18%<br>13.00% | 0%<br>4.18%<br>13.00% | |
| | 447,661,697.40 | 490,880,539.45 | 35,622,285.67 | | | | |

**5**

□ ☑

**21**

| | | | | | |
|---|---|---|---|---|---|
| | 22,813,034.37 | | 8,453,113.06 | 56,388.58 | 14,303,532.73 |
| | 15,758,373.23 | 628,087.58 | 5,089,936.49 | 509,270.90 | 10,787,253.42 |

| | | | | | |
|---|---|---|---|---|---|
| | 13,940,888.37 | 1,132,623.71 | 7,580,194.78 | 75,541.36 | 7,417,775.94 |
| | 123,601.33 | | 70,912.47 | | 52,688.86 |
| | 52,635,897.30 | 1,760,711.29 | 21,194,156.80 | 641,200.84 | 32,561,250.95 |

## 22 /

### 1

| | | | | |
|---|---|---|---|---|
| | | | | |
| | | | | |
| | 1,266,779,400.62 | 263,650,997.77 | 1,275,256,410.65 | 286,759,026.34 |
| | 495,565,681.64 | 105,563,605.28 | 568,020,736.24 | 124,633,210.70 |
| + | 313,799,066.85 | 63,258,531.49 | 338,923,861.84 | 70,053,970.58 |
| | 76,301,541.63 | 19,075,385.41 | 100,000,000.00 | 25,000,000.00 |
| | 118,590,875.45 | 26,123,741.46 | 210,423,758.64 | 47,107,123.00 |
| | 37,151,171.41 | 8,878,084.87 | 62,580,142.78 | 12,871,540.48 |
| | 321,043.51 | 21,612.69 | 101,857.78 | 17,955.31 |
| | | | 8,670,213.70 | 2,065,524.18 |
| | | | 100,571.00 | 25,142.75 |
| | 2,308,508,781.11 | 486,571,958.97 | 2,564,077,552.63 | 568,533,493.34 |

### 2

| | | | | |
|---|---|---|---|---|
| | | | | |
| | 100,361,797.39 | 22,012,981.87 | 195,611,580.48 | 43,161,111.03 |

13,442.39 260.

## 26

| | | |
|---|---|---|
| | 39,814.39 | 39,814.39 |
| | 2,858,604.88 | |
| | 705,264,045.76 | 853,869,382.68 |
| | 708,162,465.03 | 853,909,197.07 |

### 1

| | | |
|---|---|---|
| | 39,814.39 | 39,814.39 |
| | 39,814.39 | 39,814.39 |

| | | |
|---|---|---|
| | 0.00 | |

2023 12 31

### 2

| | | |
|---|---|---|
| | 2,858,604.88 | |
| | 2,858,604.88 | |

1

### 3

## 1

| | | |
|---|---|---|
| + | 381,093,660.28 | 419,294,426.00 |
| | 90,080,659.42 | 115,849,555.85 |
| | 72,897,230.43 | 106,642,542.09 |
| | 53,199,327.53 | 93,512,623.67 |

| | | |
|---|---|---|
| | 49,524,191.24 | 37,445,346.62 |
| | 38,809,181.37 | 29,089,451.61 |
| + | 18,726,548.40 | 30,392,066.40 |
| | 615,192.88 | 19,501,271.33 |
| | 205,037.00 | 1,755,397.59 |
| | 113,017.21 | 386,701.52 |
| | 705,264,045.76 | 853,869,382.68 |

**2 1**

| | | |
|---|---|---|
| | 54,166,424.63 | |
| | 54,166,424.63 | |

**3**

## 27

**1**

| | | |
|---|---|---|
| | 6,739,721.37 | 5,570,859.63 |
| | 615,436.23 | 2,877,840.35 |
| | 175,125.37 | 175,125.37 |
| | 201,443.01 | 169,593.46 |
| | 7,731,725.98 | 8,793,418.81 |

**2 1**

| | | |
|---|---|---|
| | 0.00 | -- |

| | | |
|---|---|---|
| | 0.00 | |

## 28

| | | |
|---|---|---|
| | 33,433,648.32 | 28,515,250.88 |

| | | |
|---|---|---|
| | 29,726,257.39 | 21,901,342.00 |
| | 2,072,559.22 | 3,037,446.50 |
| | 336,573.09 | 344,817.36 |
| | 486,900.36 | 609,064.90 |
| | 66,055,938.38 | 54,407,921.64 |

1

| | | |
|---|---|---|
| | 0.00 | |

| | | |
|---|---|---|
| | 0.00 | —— |

**29**

**1**

| | | | | |
|---|---|---|---|---|
| | 637,353,845.86 | 1,240,495,436.33 | 1,311,835,785.11 | 566,013,497.08 |
| - | 4,931,765.04 | 94,874,839.24 | 98,077,082.04 | 1,729,522.24 |

| | | | | |
|---|---|---|---|---|
| 2 | 107,819.39 | 2,959,260.43 | 3,012,805.00 | 54,274.82 |
| | 4,931,765.04 | 94,874,839.24 | 98,077,082.04 | 1,729,522.24 |

**30**

| | | |
|---|---|---|
| | 18,119,279.10 | 23,498,215.35 |
| | 139,188,711.85 | 198,809,785.07 |
| | 4,428,094.76 | 3,791,475.70 |
| | 703,235.05 | 981,536.41 |
| | 1,004,462.49 | 968,505.34 |
| | 513,478.78 | 717,392.14 |
| | 111,569.13 | 168,247.38 |
| | 1,337,008.60 | 1,354,919.84 |
| | 165,405,839.76 | 230,290,077.23 |

64,884,237.47

**31**

| | | |
|---|---|---|
| | 49,300,000.00 | 205,500,000.00 |
| | | 357,575,676.03 |
| | 43,302,776.80 | 67,938,761.70 |
| | 92,602,776.80 | 631,014,437.73 |

2

**32**

| | | |
|---|---|---|
| | 2,575,353.44 | 2,272,595.17 |
| | 1,222,412.00 | |
| | 3,797,765.44 | 2,272,595.17 |

| | | | | | | | | | | | | | |
|---|---|---|---|---|---|---|---|---|---|---|---|---|---|
| | | | | | | | | | | | | | |

## 36

| | | | | |
|---|---|---|---|---|
| | 420,665,047.67 | | 238,161,444.38 | 182,503,603.29 |
| | 102,810,649.13 | | | 102,810,649.13 |
| | 523,475,696.80 | | 238,161,444.38 | 285,314,252.42 |

1 40,750,034 215,046,467.21
2 7.2596% 7,350,000.00
23,114,977.17

## 37

| | | | | |
|---|---|---|---|---|
| | 255,796,501.21 | | 255,796,501.21 | 0.00 |
| | 255,796,501.21 | | 255,796,501.21 | |

2023 11 15 40,750,034 255,796,501.21

## 38

| | | | | | | | |
|---|---|---|---|---|---|---|---|
| | | | | | | | |
| | 0.00 | -124,466.86 | | -124,466.86 | | | 0.00 |
| | 0.00 | -124,466.86 | | -124,466.86 | | | 0.00 |
| | 228,535.35 | 16,587.76 | | | 16,587.76 | | 245,123.11 |
| | 228,535.35 | 16,587.76 | | | 16,587.76 | | 245,123.11 |
| | 228,535.35 | -107,879.10 | | -124,466.86 | 16,587.76 | | 245,123.11 |

1

| | | | | |
|---|---|---|---|---|
| | | | | |
| | 1.19% | | 0.65% | |
| | | | | |
| 1 | 40,056,062.30 | | 25,733,846.62 | |
| | 40,056,062.30 | | 25,733,846.62 | |
| | | | | |
| | 0.00 | | 0.00 | |
| | 0.00 | | 0.00 | |
| | 3,333,246,701.36 | | 3,953,696,312.50 | |

| | 1 | | 2 | | | | | |
|---|---|---|---|---|---|---|---|---|
| | | | | | | | | |
| | 3,333,246,701.36 | 3,033,831,732.99 | | | | | 3,333,246,701.36 | 3,033,831,732.99 |
| | | | | | | | | |
| + | 1,263,657,292.56 | 1,194,296,248.07 | | | | | 1,263,657,292.56 | 1,194,296,248.07 |
| | 895,212,196.85 | 710,705,214.15 | | | | | 895,212,196.85 | 710,705,214.15 |
| | 834,735,078.63 | 766,756,937.09 | | | | | 834,735,078.63 | 766,756,937.09 |
| | 223,146,631.62 | 268,120,135.97 | | | | | 223,146,631.62 | 268,120,135.97 |
| | 85,674,291.29 | 77,716,150.07 | | | | | 85,674,291.29 | 77,716,150.07 |
| | 30,821,210.41 | 16,237,047.64 | | | | | 30,821,210.41 | 16,237,047.64 |
| | 3,333,246,701.36 | 3,033,831,732.99 | | | | | 3,333,246,701.36 | 3,033,831,732.99 |

| | | | | | | | | |
|---|---|---|---|---|---|---|---|---|
| | 1,722,054,419.14 | 1,535,768,915.80 | | | | | 1,722,054,419.14 | 1,535,768,915.80 |
| | 560,559,755.94 | 522,284,354.57 | | | | | 560,559,755.94 | 522,284,354.57 |
| | 479,129,037.54 | 486,377,276.98 | | | | | 479,129,037.54 | 486,377,276.98 |
| | 299,421,330.83 | 267,120,454.37 | | | | | 299,421,330.83 | 267,120,454.37 |
| | 272,082,157.91 | 222,280,731.27 | | | | | 272,082,157.91 | 222,280,731.27 |

| | | | | | | |
|---|---|---|---|---|---|---|
| | | | | | | |

0.00

| | | |
|---|---|---|
| | | |

**42**

| | | |
|---|---|---|
| | 1,109,899,432.68 | 1,180,406,839.41 |
| | 608,357,329.04 | 684,954,107.73 |
| | 379,060,608.62 | 447,205,205.29 |
| | 149,450,627.91 | 171,174,602.21 |
| | 146,049,663.00 | 154,114,014.14 |
| | 142,665,188.97 | 159,440,711.24 |
| | 128,115,563.00 | 121,803,085.72 |
| | 48,433,219.51 | 42,841,562.60 |

| | | |
|---|---|---|
| | 47,846,719.41 | 95,919,299.78 |
| | 46,884,339.66 | 87,895,570.23 |
| | 31,297,475.64 | 52,785,635.13 |
| | 21,772,416.48 | 73,995,685.17 |
| | 20,405,650.25 | 21,183,612.64 |
| | 17,493,036.77 | 51,144,749.05 |
| | 15,163,577.66 | 53,753,621.52 |
| | 13,700,882.65 | 19,676,733.49 |
| | 11,245,749.45 | 19,488,323.17 |
| | 11,183,581.24 | 7,091,834.64 |
| | 11,059,674.01 | 10,655,328.69 |
| | 9,813,468.02 | 13,702,855.72 |
| | 8,636,485.63 | 14,027,867.72 |
| | 7,803,700.78 | 9,796,765.07 |
| | 6,669,253.12 | 6,238,267.44 |
| | 4,685,506.49 | 7,280,316.54 |
| | 4,619,180.09 | 8,950,418.52 |
| | 4,002,935.25 | 6,039,096.05 |
| | 3,702,802.32 | 2,571,589.61 |
| | 3,208,947.88 | 8,605,332.45 |
| | 3,096,486.13 | 4,080,746.83 |
| | 2,879,987.65 | 2,625,814.29 |
| | 2,766,882.31 | 4,222,327.38 |
| | 11,861,361.37 | 29,732,374.93 |
| | **3,033,831,732.99** | **3,573,404,294.40** |

**43**

| | | |
|---|---|---|
| | 6,239,196.48 | 7,239,588.13 |
| | 4,655,309.84 | 5,372,613.51 |
| | 4,774,471.93 | 5,177,173.34 |
| | 1,080,232.80 | 902,270.04 |
| | 29,410.00 | 38,313.33 |
| | 251,528.96 | 284,838.88 |

| | | |
|---|---|---|
| | 323,482.73 | 316,312.08 |
| | 19,852,326.70 | 19,534,012.37 |

**44**

| | | |
|---|---|---|
| | 93,463,546.21 | 106,521,322.40 |
| | 39,354,226.63 | 27,277,126.47 |
| | 22,739,820.79 | 25,330,089.30 |
| | 14,266,233.92 | 17,758,405.53 |
| | 11,859,037.44 | 15,628,812.10 |
| | 11,371,606.78 | 2,747,969.65 |
| | 10,616,539.26 | 28,580,996.88 |
| | 7,415,086.71 | 10,929,315.88 |
| | 5,284,908.13 | 8,216,713.79 |
| | 5,242,507.44 | 4,465,562.74 |
| | 4,879,795.44 | 4,416,405.89 |
| | 3,287,381.64 | 3,981,339.85 |
| | 3,187,126.44 | 4,143,880.90 |
| | 3,031,787.70 | 3,018,962.15 |
| | 2,858,178.65 | 1,887,253.36 |
| | 2,314,561.57 | 2,024,099.72 |
| | 2,402,395.58 | 3,242,435.99 |
| | 1,038,120.71 | 4,196,933.48 |
| | 275,728.50 | 2,693,928.03 |
| | 6,534,576.49 | 6,689,023.54 |
| | 251,423,166.03 | 283,750,577.65 |

**45**

| | | |
|---|---|---|
| | 19,610,356.31 | 29,494,219.98 |
| | 4,716,119.48 | 7,168,379.05 |
| | 4,013,867.03 | 6,702,935.86 |
| | 3,716,154.98 | 5,151,370.05 |

| | | |
|---|---|---|
| | 578,287.21 | 1,696,789.87 |
| | 432,936.01 | 1,327,762.49 |
| | 104,285.28 | 624,606.41 |
| | 294,194.10 | 415,074.91 |
| | 33,466,200.40 | 52,581,138.62 |

**46**

| | | |
|---|---|---|
| - | 19,772,411.33 | 37,716,851.03 |
| - | 12,997,800.31 | 39,289,189.26 |
| | -31,896,494.20 | -25,782,711.48 |
| | -453,302.41 | 60,667.92 |
| | 814,015.99 | 1,127,066.63 |
| | 1,234,431.02 | 52,411,063.36 |

51,176,632.34 97.64% :

1

2

**47**

| | | |
|---|---|---|
| | 26,963,194.23 | 37,764,438.40 |

**48**

| | | |
|---|---|---|
| | -98,391,119.53 | -15,000,000.00 |
| | -98,391,119.53 | -15,000,000.00 |

1 30,409,748.39
2 35,531,761.58
3 45,891,793.24
4 13,442,183.68

**49**

| | | |
|---|---|---|
| | 3,809,372.25 | -2,861,229.85 |
| | 2,026,092.70 | 82,624,724.10 |
| | | 1,627,209.05 |
| | 742,770.90 | 4,639,339.66 |
| | -1,598,089.00 | -22,132,829.95 |
| | 4,980,146.85 | 63,897,213.01 |

**50**

| | | |
|---|---|---|
| | -1,220.32 | 93,530.96 |
| Ա Խضد | | |

| | | |
|---|---|---|
| | 4,474,599.48 | 39,986,921.33 |
| | -777,345.24 | 2,299,169.58 |
| | 5,251,944.72 | 37,687,751.75 |

**53**

| | | | |
|---|---|---|---|
| | 4,311,850.00 | 8,821,197.97 | 4,311,850.00 |
| | 3,086,701.99 | 5,577,512.70 | 3,086,701.99 |
| | 2,944,519.18 | 7,502,398.02 | 1,871,634.50 |
| | 2,131,259.88 | 1,345,412.27 | 2,131,259.88 |
| | 30,000.00 | 1,010,000.00 | 30,000.00 |
| | 631,241.80 | 272,514.91 | 631,241.80 |
| | 13,135,572.85 | 24,529,035.87 | 12,062,688.17 |

11,393,463.02 46.45%

**54**

| | | | |
|---|---|---|---|
| | 18,331,718.85 | 17,186,023.21 | 18,331,718.85 |
| | 1,548,030.83 | 1,813,580.20 | 1,548,030.83 |
| | 408,534.03 | 926,360.65 | 408,534.03 |
| | 35,000.00 | 95,738.00 | 35,000.00 |
| | 2,042,205.34 | 1,284,257.82 | 2,042,205.34 |
| | 22,365,489.05 | 21,305,959.88 | 22,365,489.05 |

**55**

**1**

| | | |
|---|---|---|
| | 387,378.62 | 15,264,621.50 |
| | 37,953,721.78 | 52,884,733.82 |
| | 38,341,100.40 | 68,149,355.32 |

2

| | |
|---|---|
| | -277,203,280.05 |
| / | -69,300,820.01 |
| | -6,167,813.64 |
| | 28,975,709.89 |
| | -952,343.06 |
| | 12,274,533.38 |
| | -48,389,800.62 |
| | 121,901,634.46 |
| | 38,341,100.40 |

56

38

57

1

| | | |
|---|---|---|
| | 356,941,436.45 | 762,310,872.36 |
| | 140,362,743.32 | 287,839,864.06 |
| | 39,508,792.43 | 14,169,958.51 |
| | 29,372,648.56 | 25,782,711.48 |
| | 19,050,731.48 | 32,533,160.31 |
| | 10,978,815.68 | 12,741,479.22 |
| + | 6,067,656.58 | 37,594,913.89 |
| | 5,460,955.55 | 8,355,634.96 |
| | 1,641,528.90 | |
| | 55,052,407.00 | 47,774,888.12 |
| | 664,437,715.95 | 1,229,103,482.91 |

56,466.58 1

40,536.94 2 14,747.71

| | | |
|---|---|---|
| | 1,166,747,496.06 | 1,227,091,579.00 |
| | 440,837,617.79 | 425,974,998.34 |
| | 196,292,792.18 | 275,291,029.97 |
| | 182,071,855.85 | 292,867,441.95 |
| | 105,601,300.00 | 246,909,995.13 |
| | 66,072,482.25 | 46,381,074.49 |
| | 31,297,475.64 | 52,785,635.13 |
| | 30,459,101.45 | 34,585,832.89 |
| | 20,696,348.71 | 22,737,042.96 |
| | 15,905,725.82 | 18,346,999.57 |
| | 18,580,678.09 | 24,093,139.38 |
| | 15,849,376.17 | 15,360,731.84 |
| + | 14,219,701.00 | 21,320,305.00 |
| | 7,671,428.97 | 10,762,884.69 |
| | 6,536,775.33 | 7,148,798.56 |
| | 6,264,745.64 | 7,133,332.86 |
| | 4,769,136.89 | 2,980,075.33 |
| | 3,418,238.23 | 3,136,706.26 |
| | 3,186,942.44 | 5,100,215.16 |
| | 1,624,731.37 | 1,032,827.15 |
| | 62,318.67 | 1,049,345.11 |
| | | 2,909,958.92 |
| | 126,552,672.47 | 105,864,045.26 |
| | 2,464,718,941.02 | 2,850,863,994.95 |

38,614.51 1
13,934.23 2 14,130.87 3
11,079.56

**2**

| | | |
|---|---|---|
| | | |

| | | |
|---|---|---|
| | 4,050,002.00 | 2,814,114.76 |
| | 12,117,271.07 | 21,029,332.57 |
| | | 185,532,843.39 |

| | | |
|---|---|---|
| | | 324,503.31 |
| | | 1.00 |
| | 807.68 | 90,357.12 |
| | 431,482,087.72 | 173,134,722.88 |

☑ □

| | | | | | | |
|---|---|---|---|---|---|---|
| | | | | | | |
| | 160,000,000.00 | 371,000,000.00 | | 430,000,000.00 | | 101,000,000.00 |
| | 254,800,000.00 | | | 205,500,000.00 | | 49,300,000.00 |
| | 234,860,069.51 | | 56,192,965.41 | 73,751,312.87 | 49,289,709.43 | 168,012,012.62 |
| | 357,575,676.03 | | 2,330,023.97 | 359,905,700.00 | | |
| | 1,007,235,745.54 | 371,000,000.00 | 58,522,989.38 | 1,069,157,012.87 | 49,289,709.43 | 318,312,012.62 |

**4**

**58**

**1**

| | | |
|---|---|---|
| 1 | | |
| | -315,544,380.45 | -342,007,091.41 |
| | 70,161,980.91 | 60,535,318.41 |
| | 129,796,295.88 | 314,837,288.47 |
| | 29,694,311.79 | 33,891,983.32 |
| | 66,095,410.40 | 129,811,824.28 |
| | 278,427.18 | 584,279.56 |
| | 21,835,357.64 | 74,762,995.39 |
| “ ” | -4,474,599.48 | -39,986,921.33 |
| “ ” | 408,534.03 | 852,378.35 |
| “ ” | 98,391,119.53 | 15,000,000.00 |

| | | |
|---|---|---|
| “ ” | 81,961,534.37 | 7,255,241.02 |
| “ ” | -19,007,812.59 | 47,014,407.11 |
| “ ” | -4,334,122.75 | 66,953,849.50 |
| “ ” | 616,714,554.00 | 784,761,723.02 |
| “ ” | -348,785,851.34 | -537,545,972.73 |
| | | |
| | 448,495,878.79 | 629,764,766.78 |
| 2 | | |
| | | |
| | | |
| | | |
| 3 | | |
| | 1,580,512,696.31 | 2,173,225,773.99 |
| | 2,173,225,773.99 | 1,837,529,495.31 |
| | | |
| | | |
| | -592,713,077.68 | 335,696,278.68 |

**2**

| | |
|---|---|
| | |
| | 2,482,237.00 |
| | |
| | 441,911.00 |
| | 2,040,326.00 |
| | 3,116,454.74 |
| | |
| | 406,371.50 |
| | 2,710,083.24 |
| | |
| | -634,217.74 |

-669,757.24

**3**

| | | |
|---|---|---|
| | 1,580,512,696.31 | 2,173,225,773.99 |
| | 4,800.00 | 9,365.92 |

| | | |
|---|---|---|
| | 1,580,507,896.31 | 2,173,216,408.07 |
| | 1,580,512,696.31 | 2,173,225,773.99 |

**4**

| | | | |
|---|---|---|---|
| | 20,565,755.10 | 13,541,561.27 | |
| | 11,769,793.42 | 11,067,918.51 | |
| | 721,386.00 | 1,466,224.59 | |
| | 545,390.55 | 1,443,452.74 | |
| | 98,418.66 | 97,046.78 | |
| ETC | 3,000.00 | 3,000.00 | |
| | 33,703,743.73 | 27,619,203.89 | |

**59**

“ ”

“ ”

1 23,114,977.17 7.2596%

7,350,000.00 23,114,977.17

2 17,532,293.05

1 7.2596% 7,350,000.00

15,764,977.17

2 51.00% 2,431,036.90

3 75.50% 662,913.33

4 2023 10 18 807.69

**60**

**1**

| | | | |
|---|---|---|---|
| | | | 1,863,568.07 |
| | 7,744.99 | 7.0827 | 54,855.44 |
| | | | |
| | 743,282.16 | 0.9062 | 673,562.29 |
| | 1,284,542.65 | 0.8837 | 1,135,150.34 |
| | | | 778,198.39 |

| | | | |
|---|---|---|---|
| | | | |
| | | | |
| | | | |
| | 880,613.77 | 0.8837 | 778,198.39 |
| | | | |
| | | | |
| | | | |
| | | | |
| | | | |

**2**

☑ □

**61**

**1**

☑ □

□ ☑

☑ □

| | |
|---|---|
| | |
| | |
| | |
| | |
| | |

| | | | |
|---|---|---|---|
| | 106,784.52 | 1 -8 | |
| | 35,476.63 | 1 -6 | |
| | **142,261.15** | | |

## 2

☑ □

| | | |
|---|---|---|
| | 9,065,867.47 | |
| | 7,520,761.89 | |
| A 1-4F | 7,441,146.69 | |
| A 5-11F | 7,376,090.23 | |
| DREAM2049 | 6,832,846.30 | |
| | 5,881,862.08 | |
| | 15,087,366.13 | |
| | 59,205,940.79 | |

☑ □

| | | | |
|---|---|---|---|
| | | 352,717.23 | |
| | | 417,936.86 | |
| | | 770,654.09 | |

□ ☑

## 3

□ ☑

| | | |
|---|---|---|
| | 19,610,356.31 | 29,494,219.98 |
| | 4,716,119.48 | 7,168,379.05 |
| | 4,013,867.03 | 6,702,935.86 |
| | 3,716,154.98 | 5,151,370.05 |
| | 578,287.21 | 1,696,789.87 |
| | 432,936.01 | 1,327,762.49 |

| | | |
|---|---|---|
| | 104,285.28 | 624,606.41 |
| | 294,194.10 | 415,074.91 |
| | 33,466,200.40 | 52,581,138.62 |
| | 33,466,200.40 | 52,581,138.62 |

**1**

☑ □

| | | | | | | | | | | | | |
|---|---|---|---|---|---|---|---|---|---|---|---|---|
| | | | | | | | | | | | | |

2023

( 51.00% 05

15 1 1,763,402.51

"

")

| | | | | | | | | | | | | |
|---|---|---|---|---|---|---|---|---|---|---|---|---|
| ") | | | | | | | | | | | | |

1 2023 5 15 2023 4 26
51.00% 441,911.00 2023 5 6
441,911.00 2023 5 9 2023 5 15 2023 5 1

2 2023 10 20 2023 9
75.50% 2,040,326.00 2023 10 12 20 2,040,326.00 2023 10
18 2023 10 10 2023 11 1

□ ☑

**2**

1

| | | | | | |
|---|---|---|---|---|---|
| | | | | | |
| | | | | 100.00% | |
| | | | | 100.00% | |
| | | | | 35.00% | |
| | | | | 100.00% | |
| | | | | 100.00% | |
| | | | | 60.00% | |
| | | | | 100.00% | |
| | | | | 100.00% | |
| | | | | 100.00% | |
| | | | | 100.00% | |
| | | | | 100.00% | |
| | | | | 100.00% | |
| | | | | 75.50% | |
| | | | | 51.00% | |
| | | | | 100.00% | |
| | | | | 100.00% | |

2

| | | | | | |
|---|---|---|---|---|---|
| | | | | | |
| | | | | | |
| | | | | | |
| | | | | | |

| | | | | | |
|---|---|---|---|---|---|
| | | | | | |
| | | | | | |
| | | | | | |
| | | | | | |
| | | | | | |
| | | | | | |
| | | | | | |
| | | | | | |
| | | | | | |
| | | | | | |
| | | | | | |
| | | | | | |
| | | | | | |
| | | | | | |
| | | | | | |

**1**

**1**

000…1000. 100. 100.

| | | | | | | | |
|---|---|---|---|---|---|---|---|
| | | | | | | | |
| ( " ") | 10,000,000.00 | | | | 100.00% | 0.00% | |
| ( " ") | 5,000,000.00 | | | | 100.00% | 0.00% | |
| ( " ") | 1,160,000.00 | | | | 100.00% | 0.00% | |
| ( " ") | 35,000,000.00 | | | | 100.00% | 0.00% | |
| ( ) ( " ") | 810,700.00 | | | | 100.00% | 0.00% | |

| | ضد | ( ") |
|---|---|---|
| | 1,000,000.00 | ( ") |

| | | | | | | | |
|---|---|---|---|---|---|---|---|
| ( " ") | | | | | | | |
| ( " ") | 1,000,000.00 | | | | 100.00% | 0.00% | |
| ( " ") | 1,000,000.00 | | | | 100.00% | 0.00% | |
| ( " ") | 1,000,000.00 | | | | 100.00% | 0.00% | |
| ( " ") | 3,000,000.00 | | | | 100.00% | 0.00% | |
| ( " ") | 3,000,000.00 | | | | 100.00% | 0.00% | |
| ( " ") | 4,125,000.00 | | | | 100.00% | 0.00% | |
| ( " ") | 1,000,000.00 | | | | 100.00% | 0.00% | |
| ( " ") | 5,000,000.00 | | | | 100.00% | 0.00% | |
| ( " ") | 1,000,000.00 | | | | 100.00% | 0.00% | |
| ( " ") | 5,000,000.00 | | | | 100.00% | 0.00% | |
| ( " ") | 5,000,000.00 | | | | 100.00% | 0.00% | |
| ( " ") | 5,000,000.00 | | | | 100.00% | 0.00% | |
| ( " ") | 5,000,000.00 | | | | 100.00% | 0.00% | |
| ( " | 5,000,000.00 | | | | 100.00% | 0.00% | |

| | | | | | | | |
|---|---|---|---|---|---|---|---|
| ( " ") | | | | | | | |
| ( " ") | 3,000,000.00 | | | | 100.00% | 0.00% | |
| ( " ") | 1,000,000.00 | | | | 100.00% | 0.00% | |

(

| | | | | | | | |
|---|---|---|---|---|---|---|---|
| ( " ") | | | | | | | |
| ( " ") | 10,000,000.00 | | | | 100.00% | 0.00% | |
| ( " ") | 5,000,000.00 | | | | 100.00% | 0.00% | |
| ( " ") | 10,000,000.00 | | | | 0.00% | 100.00% | |
| ( " ") | 10,000,000.00 | | | | 0.00% | 100.00% | |
| ( " ") | 3,000,000.00 | | | | 100.00% | 0.00% | |
| ( " ") | 10,000,000.00 | | | | 0.00% | 100.00% | |
| ( " ") | 1,000,000.00 | | | | 0.00% | 100.00% | |

| | | | | | | | |
|---|---|---|---|---|---|---|---|
| (<br>"<br>") | | | | | | | |
| (<br>"<br>") | 1,000,000.00 | | | | 0.00% | 80.00% | |
| (<br>"<br>") | 500,000.00 | | | | 0.00% | 80.00% | |
| (<br>"<br>") | 2,000,000.00 | | | | 0.00% | 100.00% | [redacted] |

| | | | | | | | |
|---|---|---|---|---|---|---|---|
| ") | | | | | | | |
| ( " ") | 1,000,000.00 | | | | 0.00% | 100.00% | |
| ( " ") | 500,000.00 | | | | 0.00% | 100.00% | |
| ( " ") | 100,000.00 | | | | 0.00% | 100.00% | |
| ( " ") | 500,000.00 | | | | 0.00% | 100.00% | |
| ( " ") | 5,000,000.00 | | | | 0.00% | 100.00% | |
| ( " ") | 100,000.00 | | | | 0.00% | 100.00% | |
| ( " ") | 1,000,000.00 | | | | 0.00% | 100.00% | |
| ( " ") | 2,000,000.00 | | | | 0.00% | 100.00% | |
| ( " ") | 1,000,000.00 | | | | 0.00% | 100.00% | |
| ( " ") | 100,000.00 | | | | 0.00% | 100.00% | |
| ( " ") | 100,000.00 | | | | 0.00% | 100.00% | |
| ( " ") | 1,000,000.00 | | | | 0.00% | 100.00% | |
| ( " ") | 10,000,000.00 | | | | 0.00% | 100.00% | |

| | | | | | | | |
|---|---|---|---|---|---|---|---|
| ( " ") | 100,000.00 | | | | 0.00% | 100.00% | |
| ( " ") | 1,000,000.00 | | | | 100.00% | 0.00% | |
| ( " ") | 2,000,000.00 | | | | 0.00% | 41.00% | |
| ( " ") | 1,000,000.00 | | | | 0.00% | 41.00% | |
| ( " ") | 300,000.00 | | | | 0.00% | 41.00% | |
| ( " ") | 100,000.00 | | | | 0.00% | 100.00% | |
| ( " ") | 1,000,000.00 | | | | 0.00% | 100.00% | |
| ( " ") | 100,000.00 | | | | 0.00% | 100.00% | |
| ( " ") | 35,300,000.00 | | | | 0.00% | 51.00% | |
| ( " ") | 100,000.00 | | | | 0.00% | 100.00% | |
| ( " ") | 1,000,000.00 | | | | 0.00% | 100.00% | |
| ( " ") | 1,000,000.00 | | | | 0.00% | 100.00% | |
| ( " ") | 100,000.00 | | | | 0.00% | 100.00% | |
| | 10,000,000.00 | | | | 0.00% | 100.00% | |

| | | | | | | | |
|---|---|---|---|---|---|---|---|
| ( " ") | | | | | | | |
| ( " ") | 100,000.00 | | | | 0.00% | 100.00% | |
| ( " ") | 1,000,000.00 | | | | 0.00% | 100.00% | |
| ( " ") | 100,000.00 | | | | 0.00% | 45.90% | |
| ( " ") | 5,000,000.00 | | | | 0.00% | 100.00% | |
| ( " ") | 15,000,000.00 | | | | 0.00% | 100.00% | |
| ( " ") | 500,000.00 | | | | 0.00% | 100.00% | |
| ( " ") | 500,000.00 | | | | 0.00% | 100.00% | |
| ( " ") | 10,000,000.00 | | | | 0.00% | 100.00% | |

| | | | | | | | |
|---|---|---|---|---|---|---|---|
| ( " ") | 1,000,000.00 | | | | 0.00% | 100.00% | |
| ( " ") | 1,000,000.00 | | | | 0.00% | 100.00% | |
| ( " ") | 1,000,000.00 | | | | 0.00% | 100.00% | |
| ( " ") | 500,000.00 | | | | 0.00% | 100.00% | |
| ( " ") | 1,000,000.00 | | | | 0.00% | 50.00% | |
| ( " ") | 1,000,000.00 | | | | 0.00% | 41.00% | |
| ( " ") | 1,000,000.00 | | | | 0.00% | 41.00% | |
| ( " ") | 3,000,000.00 | | | | 0.00% | 41.00% | |
| ( " ") | 5,000,000.00 | | | | 100.00% | 0.00% | |

| | | | | | | | |
|---|---|---|---|---|---|---|---|
| ( " ") | 100,000.00 | | | | 0.00% | 100.00% | |
| ( " ") | 100,000.00 | | | | 0.00% | 100.00% | |
| ( " ") | 1,000,000.00 | | | | 0.00% | 100.00% | |
| ( " ") | 1,000,000.00 | | | | 30.00% | 70.00% | |
| ( " ") | 5,000,000.00 | | | | 0.00% | 100.00% | |
| ( " ") | 100,000.00 | | | | 0.00% | 100.00% | |
| ( " ") | 2,000,000.00 | | | | 100.00% | 0.00% | |
| ( " ") | 1,000,000.00 | | | | 100.00% | 0.00% | |
| ( " ") | 100,000.00 | | | | 0.00% | 80.00% | |
| ( " ") | 50,000.00 | | | | 0.00% | 80.00% | |
| ( " ") | 3,000,000.00 | | | | 0.00% | 75.50% | |
| ( " ") | 8,000,000.00 | | | | 100.00% | 0.00% | |
| ( " ") | 1,000,000.00 | | | | 100.00% | 0.00% | |
| | 1,000,000.00 | | | | 0.00% | 41.00% | |

| | | | | | | | |
|---|---|---|---|---|---|---|---|
| ( " ") | | | | | | | |
| ( " ") | 1,000,000.00 | | | | 0.00% | 41.00% | |
| ( " ") | 30,000,000.00 | | | | 0.00% | 100.00% | |
| ( " ") | 500,000.00 | | | | 0.00% | 100.00% | |
| ( " ") | 2,000,000.00 | | | | 0.00% | 100.00% | |
| ( " ") | 100,000.00 | | | | 0.00% | 100.00% | |
| ( " ") | 1,000,000.00 | | | | 0.00% | 100.00% | |
| ( " ") | 4,000,000.00 | | | | 0.00% | 51.00% | |
| ( " ") | 100,000.00 | | | | 0.00% | 100.00% | |
| ( " ") | 1,324,503.00 | | | | 0.00% | 100.00% | |
| ( " ") | 1,000,000.00 | | | | 0.00% | 100.00% | |
| ( " ") | 1,000,000.00 | | | | 0.00% | 100.00% | |
| ( " ") | 5,000,000.00 | | | | 0.00% | 51.00% | |

| | | | | | | | |
|---|---|---|---|---|---|---|---|
| ( | 3,000,000.00 | | | | 0.00% | 75.50% | |
| " | 1,000,000.00 | | | | 0.00% | 100.00% | |
| ( | 100,000.00 | | | | 0.00% | 100.00% | |
| ( " ") | 1,000,000.00 | | | | 0.00% | 100.00% | |

( 50,000.00
"
")

| | | | | | | | |
|---|---|---|---|---|---|---|---|
| ( " ") | | | | | | | |
| ( " ") | 3,000,000.00 | | | | 0.00% | 100.00% | |

( "

| | | | | | | | |
|---|---|---|---|---|---|---|---|
| ( " ") | | | | | | | |
| ( " ") | 5,000,000.00 | | | | 0.00% | 45.00% | |
| ( " ") | 1,000,000.00 | | | | 0.00% | 100.00% | |
| ( " ") | 2,000,000.00 | | | | 0.00% | 51.00% | |
| ( " ") | 100,000.00 | | | | 0.00% | 80.00% | |
| ( " ") | 1,000,000.00 | | | | 0.00% | 75.50% | |
| ( " ") | 500,000.00 | | | | 0.00% | 45.30% | |
| ( " ") | 5,000,000.00 | | | | 100.00% | 0.00% | |
| ( " ") | 10,000,000.00 | | | | 100.00% | 0.00% | |
| ( " ") | 10,000,000.00 | | | | 0.00% | 100.00% | |
| ( " ") | 50,000,000.00 | | | | 0.00% | 100.00% | |
| ( " ") | 3,000,000.00 | | | | 0.00% | 51.00% | |
| ( " | 1,000,000.00 | | | | 0.00% | 80.00% | |

| | | | | | | | |
|---|---|---|---|---|---|---|---|
| ") | | | | | | | |
| ( " ") | 1,000,000.00 | | | | 0.00% | 75.50% | |
| ( " ") | 3,000,000.00 | | | | 0.00% | 100.00% | |
| ( " ") | 5,000,000.00 | | | | 0.00% | 51.00% | |
| ( " ") | 20,000,000.00 | | | | 0.00% | 100.00% | |
| ( " ") | 100,000.00 | | | | 0.00% | 80.00% | |
| ( " ") | 1,000,000.00 | | | | 0.00% | 100.00% | |
| ( " ") | 10,000,000.00 | | | | 0.00% | 51.00% | |
| ( " ") | 10,000,000.00 | | | | 0.00% | 100.00% | |
| ( " ") | 10,000,000.00 | | | | 0.00% | 100.00% | |
| ( " ") | 10,000,000.00 | | | | 0.00% | 100.00% | |
| (") ( " ") | 10,000,000.00 | | | | 0.00% | 100.00% | |

| | | | | | | | |
|---|---|---|---|---|---|---|---|
| ") | | | | | | | |
| ( " ") | 10,000,000.00 | | | | 0.00% | 100.00% | |
| ( " ") | 10,000,000.00 | | | | 0.00% | 100.00% | |
| ( " ") | 10,000,000.00 | | | | 0.00% | 100.00% | |
| ( " ") | 10,000,000.00 | | | | 0.00% | 75.50% | |
| ( " ") | 20,000,000.00 | | | | 0.00% | 100.00% | |
| ( " ") | 10,000,000.00 | | | | 0.00% | 51.00% | |
| ( " ") | 1,000,000.00 | | | | 0.00% | 100.00% | |
| ( " ") | 1,000,000.00 | | | | 0.00% | 100.00% | |
| ( " ") | 3,000,000.00 | | | | 0.00% | 100.00% | |
| ( " ") | 5,000,000.00 | | | | 0.00% | 100.00% | |
| ( " ") | 3,000,000.00 | | | | 100.00% | 0.00% | |
| ( " ") | 1,000,000.00 | | | | 100.00% | 0.00% | |
| ( " ") | 100,000,000.00 | | | | 100.00% | 0.00% | |
| | 50,000,000.00 | | | | 0.00% | 100.00% | |

| | | | | | | | |
|---|---|---|---|---|---|---|---|
| ( " ") | | | | | | | |
| ( " ") | 100,000.00 | | | | 0.00% | 100.00% | |
| ( " ") | 3,000,000.00 | | | | 0.00% | 100.00% | |
| ( " ") | 1,000,000.00 | | | | 0.00% | 100.00% | |
| ( " ") | 500,000.00 | | | | 0.00% | 100.00% | |
| ( " ") | 1,000,000.00 | | | | 0.00% | 75.50% | |
| ( " ") | 50,000,000.00 | | | | 0.00% | 38.51% | |
| ( " ") | 100,000.00 | | | | 0.00% | 100.00% | |
| ( " ") | 10,000,000.00 | | | | 0.00% | 100.00% | |
| ( " ") | 2,040,800.00 | | | | 0.00% | 51.00% | |
| ( " ") | 2,000,000.00 | | | | 0.00% | 51.00% | |
| ( " ") | 1,000,000.00 | | | | 0.00% | 51.00% | |
| ( " | 1,000,000.00 | | | | 0.00% | 100.00% | |

| | | | | | | | |
|---|---|---|---|---|---|---|---|
| ( " ") | | | | | | | |
| ( " ") | 1,000,000.00 | | | | 0.00% | 35.00% | |
| ( " ") | 3,000,000.00 | | | | 0.00% | 100.00% | |
| ( " ") | 100,000.00 | | | | 0.00% | 100.00% | |
| ( " ") | 3,060,000.00 | | | | 0.00% | 60.00% | |
| ( " ") | 500,000.00 | | | | 0.00% | 100.00% | |
| ( " ") | 500,000.00 | | | | 0.00% | 100.00% | |
| ( " ") | 100,000.00 | | | | 0.00% | 100.00% | |
| ( " ") | 100,000.00 | | | | 0.00% | 100.00% | |
| ( " ") | 1,000,000.00 | | | | 0.00% | 100.00% | |
| ( " ") | 1,000,000.00 | | | | 0.00% | 100.00% | |
| ( " ") | 500,000.00 | | | | 0.00% | 75.50% | |
| ( | 1,000,000.00 | | | | 0.00% | 51.00% | |

| | | | | | | | |
|---|---|---|---|---|---|---|---|
| " ") | | | | | | | |
| ( " ") | 86,330.00 | | | | 0.00% | 100.00% | |
| ( " ") | 161,660.00 | | | | 0.00% | 100.00% | |

1 45% **45%**

**3**

| | | | | | | | | | | | | |
|---|---|---|---|---|---|---|---|---|---|---|---|---|
| | | | | | | | | | | | | |
| | 167,016,647.96 | 71,920,770.73 | 238,937,418.69 | 218,135,772.05 | 5,294,396.31 | 223,430,168.36 | 184,841,558.80 | 85,580,143.99 | 270,421,702.79 | 248,443,943.32 | 8,501,953.04 | 256,945,896.36 |
| | 37,586,838.87 | 2,327,806.66 | 39,914,645.53 | 21,347,311.27 | | 21,347,311.27 | 41,412,431.80 | 3,527,479.30 | 44,939,911.10 | 15,988,807.95 | 61,330.38 | 16,050,138.33 |
| | 47,148,500.02 | 2,765,610.63 | 49,914,110.65 | 47,181,246.98 | 866,001.55 | 48,047,248.53 | 54,003,335.38 | 3,869,904.38 | 57,873,239.76 | 49,913,787.86 | 1,370,647.29 | 51,284,435.15 |
| | 303,477,477.90 | 11,898,865.32 | 315,376,343.22 | 152,746,373.93 | 971,612.08 | 153,717,986.01 | 293,024,915.24 | 11,992,315.58 | 305,017,230.82 | 165,631,155.66 | 1,197,557.51 | 166,828,713.17 |
| | 23,814,017.13 | 1,017,118.02 | 24,831,135.15 | 12,677,546.34 | | 12,677,546.34 | 29,394,873.85 | 1,105,954.81 | 30,500,828.66 | 13,660,648.35 | | 13,660,648.35 |

| | | | | | | | | |
|---|---|---|---|---|---|---|---|---|
| | | | | | | | | |
| | 204,633,942.96 | 2,031,443.90 | 2,031,443.90 | 19,254,426.67 | 282,901,942.46 | 18,734,248.03 | 18,734,248.03 | 9,324,808.96 |
| | 73,609,382.40 | 8,511,449.01 | 8,511,449.01 | 13,368,016.65 | 75,935,508.22 | -1,511,465.42 | -1,511,465.42 | 17,175,248.10 |
| | 39,530,300.26 | -4,721,942.49 | -4,721,942.49 | -7,466,133.72 | 58,879,243.67 | -2,774,031.31 | -2,774,031.31 | 48,172.08 |
| | 597,473,542.77 | 38,948,641.31 | 38,948,641.31 | 59,002,359.81 | 646,500,228.99 | 30,966,234.48 | 30,966,234.48 | -28,439.60 |
| | 49,397,090.66 | 5,313,408.50 | 5,313,408.50 | 10,688,622.03 | 48,682,419.07 | 4,775,508.18 | 4,775,508.18 | 6,216,786.05 |

**4**

**5**

## 2

### 1

2023 ( ) ( )
( ) 7.2596% 7,350,000.00
15,764,977.17 23,114,977.17 2023 12 31
100%

### 2

| | |
|---|---|
| / | |
| -- | 7,350,000.00 |
| -- | 0.00 |
| | |
| / | 7,350,000.00 |
| / | -15,764,977.17 |
| | 23,114,977.17 |
| | 23,114,977.17 |
| | |
| | |

## 3

### 1

| | | | | | | |
|---|---|---|---|---|---|---|
| | | | | | | |
| | | | | | 49.00% | |
| | | | | 40.00% | | |

20% 20%

19%

### 2

| | / | | / | |
|---|---|---|---|---|
| | | | | |
| | 449,866.72 | 284,626.93 | 31,975,191.52 | 491,065.61 |
| | 803,152.45 | 33,662.59 | 2,904,957.02 | 40,806.17 |
| | 1,253,019.17 | 318,289.52 | 34,880,148.54 | 531,871.78 |
| | 2,822,130.54 | 16,431,222.90 | 7,874,165.08 | 16,221,279.39 |
| | 0.00 | | | |
| | 2,822,130.54 | 16,431,222.90 | 7,874,165.08 | 16,221,279.39 |
| | | | | |
| | -1,569,111.37 | -16,112,933.38 | 27,005,983.46 | -15,689,407.61 |
| | -768,864.58 | -6,445,173.35 | 13,232,931.89 | -6,275,763.04 |
| | | | | |
| -- | | 29,447,089.49 | | 29,447,089.49 |
| -- | | | | |
| -- | 768,864.58 | -23,001,916.14 | | -7,171,326.45 |
| | 0.00 | 0.00 | 13,232,931.89 | 16,000,000.00 |
| | | | | |

| | | | |
|---|---|---|---|
| | 2,397,918.59 | 1,834,735.45 | 4,232,654.04 |
| | 1,248,919.06 | -3,248,475.21 | 0.00 |

**1**

□ ☑

□ ☑

**2**

□ ☑

**3**

☑ □

| | | |
|---|---|---|
| | 26,963,194.23 | 37,764,438.40 |
| _ | 4,311,850.00 | 8,821,197.97 |

| | | | |
|---|---|---|---|
| - | 12,224,312.75 | | 12,224,312.75 |
| | 4,490,157.72 | | 4,490,157.72 |
| | 1,997,400.72 | | 1,997,400.72 |
| | 1,781,624.53 | | 1,781,624.53 |
| | 1,758,919.61 | | 1,758,919.61 |
| | 1,030,626.40 | | 1,030,626.40 |
| | 986,377.70 | | 986,377.70 |
| | 562,724.75 | | 562,724.75 |
| | 2,131,050.05 | | 2,131,050.05 |
| | 3,330,000.00 | _ | 3,330,000.00 |
| | 680,500.00 | _ | 680,500.00 |
| | 301,350.00 | _ | 301,350.00 |

## 1

1.

1

1)

2023 12 31

| | 2023 12 31 | 2022 12 31 |
|---|---|---|
| - | 54,855.44 | 79,608.51 |
| - | 673,562.29 | 861,137.76 |
| - | 1,135,150.34 | 1,015,906.51 |
| - | 778,198.39 | |
| - | | 374,131.61 |

2)

2023 12 31 100,000,000.00
2023 1 1 160,000,000.00 50,300,000.00 2023 1 1
612,375,676.03

2
2023 12 31

2023 12 31 110,431,704.79
10,101,335.77

3

2023 12 31

| | | | | | |
|---|---|---|---|---|---|
| | | | | | |
| | 1,614,216,440.04 | | | | 1,614,216,440.04 |
| | 1,772,412.00 | | | | 1,772,412.00 |
| | 2,295,362,931.36 | | | | 2,295,362,931.36 |
| | 635,401,392.64 | | | | 635,401,392.64 |
| | 100,517,992.81 | 20,083,738.30 | 7,763,968.75 | | 128,365,699.86 |
| | 4,746,353.36 | | | | 4,746,353.36 |
| | | 101,037,158.46 | 211,486,687.18 | | 312,523,845.64 |
| | | 3,533,128.58 | 2,462,376.14 | | 5,995,504.72 |
| | 1,990,000.00 | | | | 1,990,000.00 |
| | 380,787,190.21 | | | | 380,787,190.21 |
| | | | | | |
| | 101,000,000.00 | | | | 101,000,000.00 |
| | 426,002,218.17 | | | | 426,002,218.17 |
| | 705,264,045.76 | | | | 705,264,045.76 |
| | 39,814.39 | | | | 39,814.39 |
| | 567,743,019.32 | | | | 567,743,019.32 |
| | 92,602,776.80 | | | | 92,602,776.80 |
| | | 48,289,825.01 | 63,143,168.83 | 13,276,241.98 | 124,709,235.82 |

2.

1

| | | 2023 | 2022 |
|---|---|---|---|

| | | | | | |
|---|---|---|---|---|---|
| | 5% | 108,171.46 | 108,171.46 | 79,130.83 | 79,130.83 |
| | 5% | -108,171.46 | -108,171.46 | -79,130.83 | -79,130.83 |

2

| | | | | |
|---|---|---|---|---|
| 1. | | 17,442,183.68 | 363,345,006.53 | 380,787,190.21 |
| 2 | | 17,442,183.68 | 363,345,006.53 | 380,787,190.21 |
| | | | 1,990,000.00 | 1,990,000.00 |
| | | 17,442,183.68 | 365,335,006.53 | 382,777,190.21 |
| | -- | -- | -- | -- |

**2**

**3**

**4**

| | | | | ( ) |
|---|---|---|---|---|
| | 218,526,516.50 | | 1. | 218,526,516.50 |
| | 144,818,490.03 | | 1. | 144,818,490.03 |
| | | | 2. | |
| | 1,990,000.00 | | 1. | 1,990,000.00 |

**5**

| | | | | | | | | | | | |
|---|---|---|---|---|---|---|---|---|---|---|---|
| **2023** | | | | | | | | | | | |
| | 480,315,454.71 | | 4,000,000.00 | -111,833,303.21 | | 1,562,855.03 | | | -2,700,000.00 | 363,345,006.53 | -111,833,303.21 |
| 1. | 480,315,454.71 | | 4,000,000.00 | -111,833,303.21 | | 1,562,855.03 | | | -2,700,000.00 | 363,345,006.53 | -111,833,303.21 |
| 1 | 480,315,454.71 | | 4,000,000.00 | -111,833,303.21 | | 1,562,855.03 | | | -2,700,000.00 | 363,345,006.53 | -111,833,303.21 |
| | 2,112,685.54 | | | | 1,781.32 | | | | -124,466.86 | 1,990,000.00 | |
| | **482,428,140.25** | | **4,000,000.00** | **-111,833,303.21** | **1,781.32** | **1,562,855.03** | | | **-2,824,466.86** | **365,335,006.53** | **-111,833,303.21** |

## 6

## 7 1

1 2

## 8

2023 12 31

## 1

| | | | | | |
|---|---|---|---|---|---|
| | | | | | |
| | | | 10211302211.3 | 16.26% | 30.58% |



1

| | |
|---|---|
| | |
| | |
| | |
| | |
| | |
| | |
| | |
| | |
| | |

2023 8

2023 8

**4**

| | |
|---|---|
| | 5% |
| | 5% |
| | 5% |
| | 5% |
| | 5% |
| | 5% |
| | 5% |
| | 5% |
| | 5% |
| | 5% |
| | 5% |
| | 5% |
| | 5% |
| | 5% |
| | 5% |
| | 5% |
| | 5% |
| | 5% |
| | 5% |
| | 5% |
| | 5% |
| | 5% |
| | 5% |
| | 5% |
| | 5% |
| | 5% |

| | |
|---|---|
| | 5% |
| | 5% |
| | 5% |
| | 5% |
| | 5% |
| | 5% |
| | 5% |
| | 5% |
| | 5% |
| | 5% |
| | 5% |
| | 5% |
| | 5% |
| | 5% |
| | 5% |
| | 5% |
| | 5% |
| | 5% |
| Fortune_Hill_Asia_Limited | 5% |
| | |
| | |
| | |
| | |
| | |
| | |
| | |
| | |
| | |
| | |
| | |

**5**

**1**

/

| | | | | | |
|---|---|---|---|---|---|
| | | 10,310,233.41 | 10,310,233.41 | | |
| | | 4,671,073.32 | 4,671,073.32 | | 426,154.10 |
| | | 2,867,347.58 | 2,867,347.58 | | 11,666,296.93 |
| | | 1,382,269.51 | 1,382,269.51 | | |
| | | 1,132,045.26 | 1,132,045.26 | | 1,414,478.18 |
| | | 1,077,185.11 | 1,077,185.11 | | 377,358.48 |
| | | 703,136.47 | 703,136.47 | | 1,053,429.28 |
| | | 547,470.03 | 547,470.03 | | |
| | | 538,705.44 | 538,705.44 | | 26,560.49 |
| | | 484,567.65 | 484,567.65 | | |
| | | 298,012.78 | 298,012.78 | | 191,352.60 |
| | | 189,783.15 | 189,783.15 | | 151,089.53 |
| | | 187,794.38 | 187,794.38 | | -82,412.43 |
| | | 157,561.17 | 157,561.17 | | |
| | | 144,074.87 | 144,074.87 | | 580,362.50 |
| | | 49,600.00 | 49,600.00 | | |
| | | 3,889.51 | 3,889.51 | | 12,218.00 |
| | | | | | 600,000.00 |
| | | | | | -5,550.86 |
| | | | | | 103,280.00 |

/

| | | | |
|---|---|---|---|
| | | 41,956,254.97 | 19,733,258.88 |
| | | 10,489,335.92 | 14,627,357.94 |
| | | 8,990,005.94 | 27,224,150.05 |
| | | 7,516,424.49 | 16,163,966.93 |
| | | 6,120,772.40 | 5,786,244.44 |
| | | 5,244,641.90 | 2,998,007.20 |

| | | | |
|---|---|---|---|
| | | 5,177,283.66 | 2,740,645.20 |
| | | 4,382,282.49 | |
| | | 3,783,015.45 | 4,180,967.43 |
| | | 3,210,927.22 | 1,569,249.88 |
| | | 2,981,393.55 | 3,297,863.20 |
| | | 2,715,160.11 | 701,552.16 |
| | | 2,312,769.30 | 1,656,807.06 |
| | | 2,214,584.35 | 4,750,145.66 |
| | | 2,311,297.93 | 2,741,976.47 |
| | | 2,053,209.56 | 1,161,632.04 |
| | | 1,770,510.77 | |
| | | 1,620,266.88 | |
| | | 1,510,221.75 | 20,603,776.08 |
| | | 1,265,625.14 | |
| | | 1,261,174.18 | 22,844,868.28 |
| | | 1,236,547.89 | |
| | | 1,204,946.07 | 552,483.35 |
| | | 651,079.23 | 250,483.01 |
| | | 637,044.74 | 655,299.74 |
| | | 583,329.05 | 691,168.35 |
| | | 578,098.28 | 437,644.65 |
| | | 503,532.80 | 535,520.77 |
| | | 368,381.18 | 400,787.52 |
| | | 309,331.56 | 5,324,986.54 |
| | | 281,158.49 | 391,106.38 |
| | | 177,358.49 | |
| | | 167,414.67 | |
| | | 116,064.94 | 2,665,088.57 |
| | | 113,524.84 | 246,743.19 |
| | | 111,684.96 | 27,921.24 |
| | | 102,184.11 | |
| | | 93,495.14 | 139,524.43 |
| | | 78,395.10 | |
| | | 38,138.67 | |
| | | 10,875.02 | |

| | | | |
|---|---|---|---|
| | | 613.47 | 689,816.92 |
| | | | 3,171,834.69 |
| | | | 997,758.82 |
| | | | 519,889.89 |
| | | | 37,383.60 |
| | | | 14,376.89 |

**2 / /**

/

| / | / | / | / | / | / / | / |
|---|---|---|---|---|---|---|

“

+

2022 01 01 2023 12 31

| | | | | | | |
|---|---|---|---|---|---|---|
| | | | 2022 11 21 | 2023 06 30 | “ + ” | 336,166.80 |
| Fortune_Hill_Asia_Limited | | | 2023 01 01 | 2023 12 31 | 3% | 174,535.30 |

/

/

| / | / | / | / | / | / | / |
|---|---|---|---|---|---|---|

/

**3**

| | | | |
|---|---|---|---|
| | | 98,233.68 | 98,970.42 |

| | | | | | | | | | | | |
|---|---|---|---|---|---|---|---|---|---|---|---|
| | | | | | | | | | | | |
| | | | | | | 2,256,833.96 | 1,799,753.67 | 61,476.74 | 171,265.46 | | |
| | | 496,325.17 | 305,760.00 | | | | | | | | |
| | | 328,744.96 | 693,420.16 | | | | | | | | |
| | | 300,593.54 | | | | | | | | | |
| Fortune_Hill_Asia_Limited | | 240,000.00 | 240,000.00 | | | | | | | | |
| | | 98,923.28 | 161,386.18 | | | | | | | | |
| | | | 341.54 | | | | | | | | |

| | | | | | |
|---|---|---|---|---|---|
| | | 18,340.05 | 199.91 | | |
| | | 11,138.54 | 212.12 | | |
| | | 8,631.57 | 94.08 | | |
| | | | | 6,957,082.40 | 59,135.20 |
| | | | | 5,035,154.40 | 42,798.81 |
| | | | | 1,147,114.07 | 9,750.47 |
| | | | | 265,751.13 | 2,258.88 |
| | | | | 166,942.03 | 1,419.01 |
| | | | | 85,704.35 | 4,285.22 |
| | | | | 52,494.00 | 446.20 |
| | | | | 13,968.08 | 118.73 |
| | | 52,170.97 | | 41,155.68 | |
| | | 27,395.41 | | 27,395.41 | |
| | | 20,000.00 | | | |
| | | 6,980.00 | | | |
| | | | | 110,143.91 | |
| | | | | 21,480.00 | |
| | | 402,515.47 | 94,359.56 | 396,847.88 | 9,420.06 |
| | | 337,789.72 | 136,499.58 | 337,789.72 | 31,367.93 |
| | | 261,407.00 | 2,849.34 | | |
| | | 60,593.44 | 660.47 | | |
| | | 42,916.68 | 33,612.34 | 42,916.68 | 13,707.58 |
| | | 12,944.48 | 141.09 | | |
| | | 6,459.93 | 5,059.42 | 6,459.93 | 2,063.30 |
| | | 3,341.42 | 180.44 | | |
| | | 684.30 | 535.94 | 684.30 | 218.57 |
| | | | | 9,811.03 | 490.55 |

| | | | |
|---|---|---|---|
| | | 295,551.06 | |
| | | 267,387.77 | 146,851.41 |
| | | 264,401.40 | 107,440.00 |
| | | 142,732.55 | |
| | | 134,959.22 | |
| | | 122,946.15 | 140,604.00 |
| | | 46,761.20 | 593,850.67 |
| | | 5,998.02 | 5,998.02 |
| | | | 341.54 |
| | | | 75,607.88 |
| | | 1,918,085.81 | 2,140,464.08 |
| | | | 357,575,676.03 |
| | | 432,942.03 | 417,277.95 |
| | | 296,722.58 | 703,846.35 |
| | | 250,500.00 | 250,500.00 |
| | | 27,652.50 | 33,398.96 |
| | | 26,041.70 | 26,041.70 |
| | | 17,379.60 | 33,398.96 |
| | | | 202,854.45 |
| | | | 2,404,665.90 |

**1**

□ ☑

**2**

□ ☑

**3**

□ ☑

**4**

□ ☑

**5**

# 1

## 1

5.

## 2

# 2

# 1

| | |
|---|---|
| 10 | 0.00 |
| 10 | 0.00 |

# 2

# 1

2021

12.27 1

# 1

## 1

| | | | | | | | | | | |
|---|---|---|---|---|---|---|---|---|---|---|
| | | | | | | | | | | |
| | | | | | | | | | | |
| | 74,543,785.23 | 85.98% | 69,949,430.79 | 93.84% | 4,594,354.44 | 77,098,193.79 | 74.12% | 67,874,952.37 | 88.04% | 9,223,241.42 |
| | | | | | | | | | | |
| | 12,148,480.23 | 14.02% | 1,473,941.22 | 12.13% | 10,674,539.01 | 26,925,123.40 | 25.88% | 1,985,421.37 | 7.37% | 24,939,702.03 |
| | | | | | | | | | | |
| | 10,086,818.46 | 11.64% | 1,307,835.77 | 12.97% | 8,778,982.69 | 17,808,819.13 | 17.12% | 1,250,932.59 | 7.02% | 16,557,886.54 |
| | 2,061,661.77 | 2.38% | 166,105.45 | 8.06% | 1,895,556.32 | 9,116,304.27 | 8.76% | 734,488.78 | 8.06% | 8,381,815.49 |
| | 86,692,265.46 | 100.00% | 71,423,372.01 | | 15,268,893.45 | 104,023,317.19 | 100.00% | 69,860,373.74 | | 34,162,943.45 |

69,949,430.79

| | | | | | | |
|---|---|---|---|---|---|---|
| | | | | | | |
| 1 | 70,050,057.07 | 63,045,051.35 | 70,008,350.76 | 66,507,933.23 | 95.00% | |
| 2 | 4,073,793.00 | 3,259,034.40 | 2,777,114.00 | 2,221,691.20 | 80.00% | |
| 200 | 2,974,343.72 | 1,570,866.62 | 1,758,320.47 | 1,219,806.36 | 69.37% | |
| | 77,098,193.79 | 67,874,952.37 | 74,543,785.23 | 69,949,430.79 | | |

1,307,835.77

| | | | |
|---|---|---|---|
| | | | |
| 6 | 6,241,128.68 | 68,028.33 | 1.09% |
| 6 1 | 624,458.22 | 33,720.74 | 5.40% |
| 1-2 | 2,915,169.05 | 966,378.54 | 33.15% |
| 2 | 306,062.51 | 239,708.16 | 78.32% |
| | 10,086,818.46 | 1,307,835.77 | |

166,105.45

| | |
|---|---|
| | |

| | | |
|---|---|---|
| | 7,649,296.22 | 3,650,954.54 |
| | 7,617,701.01 | 5,903,099.27 |
| | 6,254,596.15 | 6,254,596.15 |
| | 4,887,633.39 | 4,887,633.39 |
| | 4,397,723.89 | 4,397,723.89 |
| | 4,293,139.38 | 4,293,139.38 |
| | 4,076,363.29 | 4,076,363.29 |
| | 4,004,768.75 | 4,004,768.75 |
| | 3,424,637.92 | 3,424,637.92 |
| | 3,173,905.10 | |
| | 2,984,730.61 | 2,984,730.61 |
| | 2,977,918.18 | 2,977,918.18 |
| | 2,975,282.64 | |
| | 2,906,531.06 | 2,906,531.06 |
| | 2,702,985.95 | 2,702,985.95 |
| | 2,679,224.93 | 2,679,224.93 |
| | 2,151,687.31 | 2,151,687.31 |
| | 2,110,404.28 | 2,110,404.28 |
| | 1,425,626.50 | 1,425,626.50 |
| | 1,413,213.25 | 1,413,213.25 |
| | 1,319,444.77 | 1,319,444.77 |
| | 910,666.90 | |
| | 868,765.95 | 868,765.95 |
| | | 334,174,062.10 |
| | 223,756,216.80 | 515,714,161.55 |

**2** **1**

| | | | | |
|---|---|---|---|---|
| | 23,008,767.32 | 3 | | |
| | 18,976,230.37 | 3 | | |
| | 17,115,048.85 | 2-3 | | |
| | 14,923,528.14 | 2-3 | | |
| | 11,427,232.15 | 2-3 | | |
| | 10,708,466.17 | 2-3 | | |
| | 10,568,600.94 | 2-3 | | |
| | 8,063,420.93 | 2-3 | | |
| | 5,903,099.27 | 3 | | |
| | 6,254,596.15 | 2-3 | | |

| | | | | |
|---|---|---|---|---|
| | 4,887,633.39 | 2-3 | | |
| | 4,397,723.89 | 2-3 | | |
| | 4,293,139.38 | 2-3 | | |
| | 4,076,363.29 | 3 | | |
| | 4,004,768.75 | 2-3 | | |
| | 3,650,954.54 | 1-2 | | |
| | 3,424,637.92 | 2-3 | | |
| | 2,984,730.61 | 2-3 | | |
| | 2,977,918.18 | 2-3 | | |
| | 2,906,531.06 | 3 | | |
| | 2,702,985.95 | 2-3 | | |
| | 2,679,224.93 | 1-2 | | |
| | 2,315,355.21 | 3 | | |
| | 2,151,687.31 | 2-3 | | |
| | 2,110,404.28 | 2-3 | | |
| | 1,425,626.50 | 1-2 | | |
| | 1,413,213.25 | 2-3 | | |
| | 1,319,444.77 | 2-3 | | |
| | 868,765.95 | 1-2 | | |
| | 181,540,099.45 | | | |

**3**

□ ☑

**2**

**1**

| | | |
|---|---|---|
| | 2,331,322,500.73 | 1,952,341,123.45 |
| | 19,400,000.00 | 19,400,000.00 |
| | 11,349,018.67 | 13,667,910.75 |
| | 3,296,573.46 | 3,045,985.46 |
| | 126,202.09 | 155,354.26 |
| | | 885,128.96 |
| | 2,365,494,294.95 | 1,989,495,502.88 |

**2**

| | | |
|---|---|---|
| 1 1 | 2,332,034,776.83 | 1,954,190,088.28 |
| 1 2 | 3,435.21 | 1,772,427.86 |
| 2 3 | 1,751,162.03 | 375,856.73 |
| 3 | 31,704,920.88 | 33,157,130.01 |
| 3 4 | 324,494.88 | 9,270,620.86 |
| 4 5 | 8,721,583.68 | 22,715,744.00 |
| 5 | 22,658,842.32 | 1,170,765.15 |
| | 2,365,494,294.95 | 1,989,495,502.88 |

**3**

80,830.67

| | | | |
|---|---|---|---|
| | 2,296,573.46 | 22,965.73 | 1.00% |
| | 2,893,246.56 | 57,864.94 | 2.00% |
| | 2,331,322,500.73 | 0.00 | 0.00% |
| | 2,336,512,320.75 | 80,830.67 | |

| | | | | |
|---|---|---|---|---|
| | 12 | | | |
| 2023 1 1 | | 301,359.80 | 4,680,000.00 | 4,981,359.80 |
| 2023 1 1 | | | | |
| ——— | | -172,619.14 | 172,619.14 | 0.00 |
| | | -47,909.99 | 6,140,037.45 | 6,092,127.46 |
| | | | -586,087.77 | -586,087.77 |
| 2023 12 31 | | 80,830.67 | 10,406,568.82 | 10,487,399.49 |

□ ☑

**4**

| | | | | | | |
|---|---|---|---|---|---|---|
| | 4,680,000.00 | 5,726,568.82 | | | | 10,406,568.82 |
| | 301,359.80 | 365,558.64 | | -586,087.77 | | 80,830.67 |
| | 4,981,359.80 | 6,092,127.46 | | -586,087.77 | | 10,487,399.49 |

| | | | | |
|---|---|---|---|---|
| | 0.00 | | | |

**5**

| | |
|---|---|
| | 586,087.77 |

| | | | | | |
|---|---|---|---|---|---|
| | | 525,720.55 | | | |
| 50 | | 60,367.22 | | | |
| | | 586,087.77 | | | |

**6**

| | | | | | |
|---|---|---|---|---|---|
| | | 412,042,887.52 | 1 | 17.42% | |
| | | 374,930,321.35 | 1 | 15.85% | |
| | | 179,504,200.93 | 1 | 7.59% | |
| | | 139,813,333.44 | 1 | 5.91% | |

3

| | | | | | | |
|---|---|---|---|---|---|---|
| | | | | | | |
| | 1,988,915,992.19 | 19,547,701.39 | 1,969,368,290.80 | 2,583,565,986.19 | 19,547,701.39 | 2,564,018,284.80 |
| | 35,115,066.04 | 23,001,916.14 | 12,113,149.90 | 35,020,722.74 | 7,171,326.45 | 27,849,396.29 |
| | 2,024,031,058.23 | 42,549,617.53 | 1,981,481,440.70 | 2,618,586,708.93 | 26,719,027.84 | 2,591,867,681.09 |

1

| | | | | | | | | |
|---|---|---|---|---|---|---|---|---|
| | | | | | | | | |
| | 12,305,967.22 | | | | | | 12,305,967.22 | |
| | 1,239,200.03 | | | | | | 1,239,200.03 | |
| | 3,021,913.58 | | | | | | 3,021,913.58 | |
| | 4,532,617.63 | | | | | | 4,532,617.63 | |
| | 3,758,510.00 | | | | | | 3,758,510.00 | |
| | 8,360,764.56 | 19,547,701.39 | | | | | 8,360,764.56 | 19,547,701.39 |
| | 1,000,000.00 | | | | | | 1,000,000.00 | |
| | 1,121,549.83 | | | | | | 1,121,549.83 | |
| | 49,512,480.16 | | | | | | 49,512,480.16 | |
| | 10,000,000.00 | | | | | | 10,000,000.00 | |
| | 3,000,000.00 | | | | | | 3,000,000.00 | |
| | 1,514,211,600.00 | | | 600,000,000.00 | | | 914,211,600.00 | |
| | 10,000,000.00 | | | | | | 10,000,000.00 | |
| | 1,000,000.00 | | | | | | 1,000,000.00 | |
| | 1,000,000.00 | | | | | | 1,000,000.00 | |
| | 1,000,000.00 | | | | | | 1,000,000.00 | |
| | 1,000,000.00 | | | | | | 1,000,000.00 | |
| | 990,000.00 | | 1.00 | | | | 990,001.00 | |
| | 990,000.00 | | 1.00 | | | | 990,001.00 | |
| | 4,950,000.00 | | 1.00 | | | | 4,950,001.00 | |
| | 3,000,000.00 | | | | | | 3,000,000.00 | |
| | 990,000.00 | | 1.00 | | | | 990,001.00 | |
| | 990,000.00 | | 1.00 | | | | 990,001.00 | |
| | 5,000,000.00 | | | | | | 5,000,000.00 | |
| | 5,000,000.00 | | | | | | 5,000,000.00 | |

| | | | | | | | | |
|---|---|---|---|---|---|---|---|---|
| | 159,278,800.00 | | | | | | 159,278,800.00 | |
| | 106,126,335.23 | | | | | | 106,126,335.23 | |
| | 5,000,000.00 | | | | | | 5,000,000.00 | |
| | 5,000,000.00 | | | | | | 5,000,000.00 | |
| | 1,000,000.00 | | | | | | 1,000,000.00 | |
| | 5,000,000.00 | | | | | | 5,000,000.00 | |
| | 5,000,000.00 | | | | | | 5,000,000.00 | |
| | 94,908,287.07 | | | | | | 94,908,287.07 | |
| | 30,250,000.00 | | | | | | 30,250,000.00 | |
| | 5,000,000.00 | | | | | | 5,000,000.00 | |
| | 1,000,000.00 | | | | | | 1,000,000.00 | |
| | 5,000,000.00 | | | | | | 5,000,000.00 | |
| | 3,000,000.00 | | | | | | 3,000,000.00 | |
| | 5,000,000.00 | | | | | | 5,000,000.00 | |
| | 3,000,000.00 | | | | | | 3,000,000.00 | |
| | 1,000,000.00 | | | 1,000,000.00 | | | 0.00 | |
| | 3,000,000.00 | | | | | | 3,000,000.00 | |
| | 23,485,100.00 | | | | | | 23,485,100.00 | |
| | 5,000,000.00 | | | | | | 5,000,000.00 | |
| | 3,000,000.00 | | | | | | 3,000,000.00 | |
| | 1,000,000.00 | | | | | | 1,000,000.00 | |
| | 3,000,000.00 | | | | | | 3,000,000.00 | |
| | 1,000,000.00 | | | | | | 1,000,000.00 | |
| | 97,541,300.00 | | 7,350,000.00 | | | | 104,891,300.00 | |
| | 1,000,000.00 | | | 1,000,000.00 | | | 0.00 | |
| | 1,000,000.00 | | | | | | 1,000,000.00 | |
| | 7,565,399.97 | | | | | | 7,565,399.97 | |
| | 139,860,008.76 | | | | | | 139,860,008.76 | |
| | 1,060,000.00 | | | | | | 1,060,000.00 | |
| | 1,000,000.00 | | | | | | 1,000,000.00 | |
| | 8,000,000.00 | | | | | | 8,000,000.00 | |
| | 1,000,000.00 | | | | | | 1,000,000.00 | |
| | 3,000,000.00 | | | | | | 3,000,000.00 | |
| | 1,020,000.00 | | | | | | 1,020,000.00 | |
| | 5,580,000.00 | | | | | | 5,580,000.00 | |
| | 510,000.00 | | | | | | 510,000.00 | |
| | 2,000,000.00 | | | | | | 2,000,000.00 | |
| | 1,000,000.00 | | | | | | 1,000,000.00 | |
| | 10,000,000.00 | | | | | | 10,000,000.00 | |
| | 57,793,487.81 | | | | | | 57,793,487.81 | |

| | | | | | | | | |
|---|---|---|---|---|---|---|---|---|
| | 103,064,961.95 | | | | | | 103,064,961.95 | |
| | 1.00 | | | | | | 1.00 | |
| | | | 1.00 | | | | 1.00 | |
| | 2,564,018,284.80 | 19,547,701.39 | 7,350,006.00 | 602,000,000.00 | 0.00 | 0.00 | 1,969,368,290.80 | 19,547,701.39 |

2

| | | | | | | | |
|---|---|---|---|---|---|---|---|
| | 15,830,589.69 | 0.00 | 15,830,589.69 | 5 | 1<br>2 13% | 0%<br>0%<br>13% | 0% |
| | 15,830,589.69 | 0.00 | 15,830,589.69 | | | | |

3

4

| | | | | |
|---|---|---|---|---|
| | | | | |
| | 22,162,644.15 | 55,634,904.06 | 114,119,188.95 | 112,795,384.59 |
| | 152,707,052.27 | 23,576,649.20 | 109,085,058.25 | 21,971,695.55 |
| | 174,869,696.42 | 79,211,553.26 | 223,204,247.20 | 134,767,080.14 |

| | 1 | | 2 | | | | | |
|---|---|---|---|---|---|---|---|---|
| | | | | | | | | |
| | 174,869,696.42 | 79,211,553.26 | | | | | 174,869,696.42 | 79,211,553.26 |
| | | | | | | | | |
| | 21,036,606.34 | 50,564,894.73 | | | | | 21,036,606.34 | 50,564,894.73 |
| | 1,126,037.81 | 5,070,009.33 | | | | | 1,126,037.81 | 5,070,009.33 |
| | 152,707,052.27 | 23,576,649.20 | | | | | 152,707,052.27 | 23,576,649.20 |

| | | | | | | |
|---|---|---|---|---|---|---|
| | | | | | | |

0.00 0.00 0

0.00 0 0.00 0

**5**

| | | |
|---|---|---|
| | 190,421,448.13 | 26,506,923.30 |

| | | | |
|---|---|---|---|
| | 2,040,000.00 | 441,911.00 | |

3

| | | | | |
|---|---|---|---|---|
| | 1.00 | 26.00% | | |
| | 180,000.00 | 20.00% | | |
| | 1,170,000.00 | 39.00% | | |
| | 1.00 | 31.11% | | 1.00 |

265,219.58